

TRẦN CAO BỘI NGỌC (Chủ biên) – TRƯƠNG VĂN ANH

# TIẾNG ANH

# Family and Friends

3

National Edition

Student Book



NHÀ XUẤT BẢN GIÁO DỤC VIỆT NAM



OXFORD

TRẦN CAO BỘI NGỌC (Chủ biên) – TRƯƠNG VĂN ANH

# TIẾNG ANH

# Family and Friends

# 3

National Edition  
Student Book



NHÀ XUẤT BẢN GIÁO DỤC VIỆT NAM

OXFORD  
UNIVERSITY PRESS

## Scope and sequence



Billy




Tim



Rosy

	Vocabulary	Grammar	Phonics	Values
<b>Starter:</b> <b>Hello!</b> p. 4	Myself The alphabet Colors Classroom language	What's your name? My name's ... How old are you? What color is it? Don't talk, please.		
<b>1</b> This is your doll. p. 10	Toys doll, ball, teddy bear, car, kite, bike, train	my / your This is my / your bag.	a /æ/: apple, Annie b /b/: ball, bat	Be kind to people!
<b>2</b> That is his ruler. p. 16	School things pen, eraser, pencil, pencil case, book, bag, door, window	his / her That is his / her pen.	c /k/: cat, cookin d /d/: desk, dog	Share your things!
<b>3</b> Let's find Mom! p. 22	My family mom, dad, sister, brother, aunt, uncle, cousin	its / our / their in / on / under	e /e/: egg, elephant f /f/: fan, fig	Help your family!
Review 1 p. 28				
<b>Fluency Time! 1</b> p. 30	Everyday English: Introductions. This is ... Nice to meet you. CL1. Art Mixing colors: paint, light blue, dark blue, black, white			
<b>4</b> I like monkeys! p. 32	Animals elephant, giraffe, monkey, bird, cat, dog, fish Adjectives big, tall, little	I like monkeys. I don't like elephants. I'm little.	g /g/: goat, gift h /h/: hat, hamster	Be kind to animals!
<b>5</b> Do you like yogurt? p. 38	Food rice, meat, carrots, yogurt, bread Drinks milk, juice, water	Do you like carrots? Yes, I do. No, I don't.	i /i/: ink, ill j /dʒ/: jacket, jelly	Eat healthy food!
<b>6</b> I have a new friend. p. 44	My friends long, short, black, curly, straight Adjectives tall, short, thin	He / She has blue eyes. I have / don't have curly hair.	k /k/: kite l /l/: lion m /m/: mom	Be good friends!
Review 2 p. 50				
<b>Fluency Time! 2</b> p. 52	Everyday English At the dinner table: Do you like ...? Yes, I do. / No, I don't. CL1. Science Animals: insect, feather, wing			

	Vocabulary	Grammar	Phonics	Values
<b>7</b> p. 54 <b>I'm wearing a blue skirt.</b>	<b>Clothes</b> skirt, scarf, jeans, boots, shirt, T-shirt, dress, hat	Present progressive: <b>I'm / He's / She's wearing ...</b>	sh /ʃ/: shoes ch /tʃ/: chair th /θ/: three	Get together with your family!
<b>8</b> p. 60 <b>I'm dancing with Dad.</b>	<b>Celebrations</b> play, dance, sing, eat, talk, watch <b>Getting ready</b> wash the car, brush my hair, take photos	Present progressive: <b>What are you doing? I'm dancing. What's he / she doing? He's / She's eating.</b>	dr /dɪr/: drum, dress tr /tr/: truck, tree cr /kr/: crayon, crab	Have a good time with your family!
<b>9</b> p. 66 <b>He can run!</b>	<b>Action verbs</b> play soccer, ride a bike, run, catch, fly, jump, read, write	Can for ability: <b>I / He / She / It can run. I / He / She / It can't catch.</b>	aɪ /eɪ/: rain, train y /aɪ/: fly, sky	Celebrate different abilities!
<b>Review 3 p. 72</b>				
<b>Fluency Time! 3</b> p. 74	Everyday English I'm wearing new shoes. O.L.I. Science The five senses: see, hear, smell, taste, touch			
<b>10</b> p. 76 <b>May I take a photo?</b>	<b>Verbs</b> listen to an audio guide, take a photo, draw a picture, visit the gift shop <b>Adjectives</b> old, new, great	<b>May I visit the gift shop? Yes, you may. No, you may not.</b>	boʊ /boʊ/: boat, goat oy /ɔɪ/: toy, boy	Follow the rules!
<b>11</b> p. 82 <b>There is a doll on the rug.</b>	<b>My bedroom</b> rug, cabinet, shelf, pillow, blanket Numbers 11–20 eleven, twelve, thirteen, fourteen, fifteen, sixteen, seventeen, eighteen, nineteen, twenty	<b>There's a doll on the rug. There are three books under the bed.</b>	ear /ɪər/: ear, near, hear are /eər/: scared, share, square	Be neat and clean!
<b>12</b> p. 88 <b>Those are our computers.</b>	<b>School things</b> table, computer, chair, board, poster, picture, drawers	<b>These are tables. Those are pencil cases.</b>	oor /oʊ/: poor our /oʊr/: tour ou /oʊ/: mouse, house	Welcome a new classmate!
<b>Review 4 p. 94</b>				
<b>Fluency Time! 4</b> p. 96	Everyday English Playing outside: <b>May I go on the swing? I'm on the swing! That's good. Come down now.</b> O.L.I. Math Division: <b>a whole, a half, a third, a quarter, three quarters</b>			
<b>Picture dictionary p. 98</b>				
<b>Word list p. 102</b>				
	Write in your notebook.			Say.
	Write with a pencil.			Video available.
	Audio track available.			

# Starter Hello!

## Lesson One Words

1 Listen and point. Repeat. 01



Rosy



Tim



Billy



Miss Jones


2 Listen and read. 02



4 Starter

## Lesson Two Grammar and song

1 Listen to the story again.  02

2 Ask and answer. 



Hello. My name's Miss Jones.  
What's your name?

Hi. My name's Billy.



3 Listen and sing.  03



**Hello, hello!**

Hello, hello,  
How are you?  
I'm fine, thank you.  
I'm fine, thank you.



Hello, hello,  
What's your name?  
My name's \_\_\_\_\_  
That's my name.

Goodbye, goodbye,  
Goodbye to you ...



Starter

5

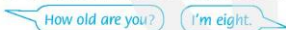
Lesson Three Words

1 Listen and point. Repeat. 04

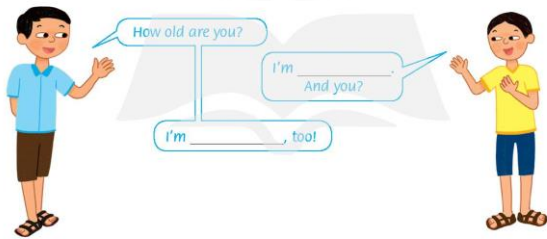
2 Listen and point. 05



3 Look at the picture again. Point, ask, and answer. 6



4 Ask and answer with your friend. 7



6 Starter

Lesson Four The alphabet

1 Listen and point. Repeat.  06

Aa Bb Cc Dd Ee Ff Gg  
Hh Ii Jj Kk Ll Mm Nn  
Oo Pp Qq Rr Ss Tt Uu  
Vv Ww Xx Yy Zz

2 Listen and sing.  07



**Alphabet Song**  
a b c, d e f  
g h i, j k l  
This is the alphabet  
Lots more letters to know!  
m n o, p q r  
s t u, v w x,  
This is the alphabet  
Two more letters to go!  
y z. That's the end.  
Now we can start again!


Starter **7**



## Lesson Five Words

1 Listen and point. Repeat.  08



2 Ask and answer. 



3 Listen and point.  09



8 Starter

## Lesson Six Classroom language

### 1 Listen and point. Repeat. 10



Sit down.



Stand up.



Open your books.



Close your books.



Don't talk.

### 2 Look and say.



Sit down, please.



Don't talk, please.



Stand up, please.



Open your book, please.



Close your book, please.

### 3 Listen and do. 11

# 1 This is your doll.

## Lesson One Words

1 Listen and point. Repeat. 🎧 12

2 Listen and chant. 🎧 13



doll



ball



teddy bear



car

3 Listen and read. 🎧 14 ▶



Lesson Two Grammar

1 Listen to the story again.  14

2 Listen and say.  15

Let's learn!



This is **my** bag.



This is **your** doll.

3 Look and say. 



4 Write.  **my** **your**



Let's talk! 



Lesson Three Song

1 Listen and point. Repeat.  16



kite




bike



train

2 Listen and sing.  17

3 Sing and do.



**Toys, toys, toys, toys!**

Toys, toys, toys, toys,  
Toys, toys, toys!

This is my **big red** kite,  
My **big red** kite,  
My **big red** kite.


This is my **big red** kite,  
I love toys!

Toys, toys, toys, toys, ...

This is my **big blue** bike, ...

Toys, toys, toys, toys, ...


This is my **big green** train, ...



## Lesson Four Phonics


1 Listen and point. Repeat.  18



2 Point and say the words that begin with *a* and *b*. 



3 Listen and circle.  19 



Let's talk! 

This is  
an apple.





Unit 1 **13**

Lesson Five

Skills Time!

Reading

- 1 Point to a color and a toy. Say the words. 
- 2 Read and listen to the poem.  20



**My Favorite...**

What's my favorite toy?  
My favorite one of all?  
My train? My car?  
No - my **yellow** ball!

What's my favorite color?  
Yellow, green, or blue?  
Is it yellow? Is it green?  
No - it's **blue!**

Nam, age 7

- 3 Read again and write. 



My favorite toy is a ball.  
My favorite color is \_\_\_\_\_.

Skills Time!

Lesson Six

Listening

1 Listen and write.  21 

1  b g	2  □ □	3  □ □	4  □ □
a 	c 	e 	g 
b 	d 	f 	h 

Speaking

2 Ask and answer about you. 

What's your favorite toy?

It's a ...


What's your favorite color?

It's ...


3 Talk about you. 

My favorite toy is a ball. My favorite color is green.

Writing

4 Write about you. 

- My favorite toy is \_\_\_\_\_.
- My \_\_\_\_\_.

5 Share with your friend. Write about your friend. 

- Your favorite toy is \_\_\_\_\_.
- Your \_\_\_\_\_.



# 2 That is his ruler.

## Lesson One Words

1 Listen and point. Repeat. 🎧 22

2 Listen and chant. 🎧 23



pen



eraser



pencil




pencil case



book

3 Listen and read. 🎧 24 ▶



Lesson Two Grammar

1 Listen to the story again.  24

2 Listen and say.  25

Let's learn!



That is **his** pen.



That is **her** book.

3 Look and write. 

That is **her** pen.



That is **her** \_\_\_\_\_.



That is **his** \_\_\_\_\_.



That is **his** \_\_\_\_\_.



That is **her** \_\_\_\_\_.

4 Write. 

his her



1. That is **his** pen.



2. That is \_\_\_\_\_ eraser.



3. That is \_\_\_\_\_ pencil.

Let's talk!

That is **her** book.



Lesson Three Song

1 Listen and point. Repeat.  26



bag




door



window

2 Listen and sing.  27

3 Sing and do.



Clean up, clean up!

Clean up, clean up,  
it's time to go home.

Is this his pen?

Yes, it is.

And this is his bag, too.

Is this her book?

No, it isn't.


But this is her eraser.

Close the window, open the door,  
it's time to go home.



## Lesson Four Phonics

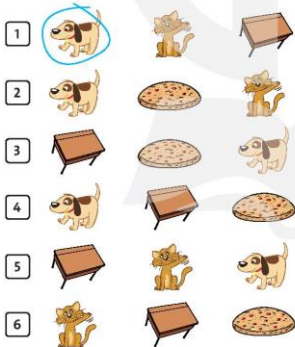
1 Listen and point. Repeat.  28



2 Point and say the words that begin with c and d. 



3 Listen and circle.  29 



Let's talk! 

This is  
a cat.



## Lesson Five

## Skills Time!

### Reading

- 1 Point to four school things. Say the words. 🗨️
- 2 Listen and read. 🎧 30



- 3 Read again. What's in her bag? 📅

1. pencil case
2. \_\_\_\_\_
3. \_\_\_\_\_
4. \_\_\_\_\_
5. \_\_\_\_\_

Skills Time!

Lesson Six

Listening

1 Listen and write *a* or *b*. 31 1b



Speaking

2 Talk about school things.



That is her pen.



Writing

3 Complete the sentences.

1. This is his pen.

2. That is \_\_\_\_\_.

3. That is her \_\_\_\_\_.

4. This is \_\_\_\_\_.

# 3 Let's find Mom!

## Lesson One Words

1 Listen and point. Repeat. 32

2 Listen and chant. 33



3 Listen and read. 34



## Lesson Two Grammar

1 Listen to the story again. 34

2 Listen and say. 35

### Let's learn!



The ice cream is **on** its face.



Their bags are **under** the slide.



Our toys are **in** the kitchen.

3 Look, say, and write.

in on under

1



Rosy and Billy

2



teddy bear

3



Mom

4



Mom and Dad



Their kite is on the slide.



Her book is \_\_\_\_\_ the chair.



Its hat is \_\_\_\_\_ the bag.



Our car is \_\_\_\_\_ the tree.

### Let's talk!



This is our mom.



## Lesson Three Song

### 1 Listen and point. Repeat. 36



Here are more people  
in my family.



aunt




uncle



cousin

### 2 Listen and sing. 37




## Lesson Four Phonics


1 Listen and point. Repeat.  38



2 Point and say the words that begin with e and f. 



3 Listen and circle.  39 



Let's talk! 

This is an elephant.



Lesson Five

Skills Time!

Reading

- 1 Look at the pictures. Where's the teddy bear?
- 2 Listen and read.  40

 I'm Vinh and my cousin is Linh.  
Look at my family at the pool.

1 

Where's her teddy bear?

3 

Is it in the pool?  
No!

5 

Is it under the slide?

2 

Let's find it!

4 

Is it on the chair?  
No!

6 

Yes, it is!  
Linh is happy now.

3 Read again. Write *T* (true) or *F* (false). 

1. The family is at the pool. T
2. Her teddy bear is yellow.
3. The teddy bear is in the pool.
4. Linh is happy now.


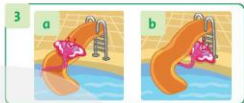

4 Do you go on vacation with your family?  

Skills Time!

Lesson Six

Listening

1 Listen and write *a* or *b*. 41 1b



Speaking

2 Point, ask, and answer.



What's this?

It's her teddy bear.

Writing

3 Draw your aunt and uncle and their house.

its my their our

This is \_\_\_\_\_ aunt and uncle.

This is \_\_\_\_\_ house.

There is a number on \_\_\_\_\_ door.

\_\_\_\_\_ family is happy!

## Review 1

### 1 Listen and check the box. 4:2

1  <input checked="" type="checkbox"/>	 <input type="checkbox"/>	3  <input type="checkbox"/>	 <input type="checkbox"/>
2  <input type="checkbox"/>	 <input type="checkbox"/>	4  <input type="checkbox"/>	 <input type="checkbox"/>

### 2 Write the number or word.

- |                   |                |
|-------------------|----------------|
| 1. 7 <u>seven</u> | 4. five _____  |
| 2. three _____    | 5. 9 _____     |
| 3. 2 _____        | 6. eight _____ |

### 3 Look, read, and write. in on under



1. The bag is on the table.



3. The teddy bear is \_\_\_\_\_ the bag.



2. The book is \_\_\_\_\_ the chair.



4. The kite is \_\_\_\_\_ the slide.

## 4 Listen and check (✓) the box. 43

1.



Yes, it is.

No, it isn't.

3.



Yes, it is.

No, it isn't.

5.



Yes, it is.

No, it isn't.

2.



Yes, it is.

No, it isn't.

4.



Yes, it is.

No, it isn't.

6.



Yes, it is.

No, it isn't.

## 5 Look and say. Who is in the picture?



My work in Starter unit, and Units 1–3 is ...



OK



Good



Excellent

# Fluency Time! ①



## Lesson One Everyday English

1 Watch and listen. Read and say. 44



Kate: Dad, Dad! Dad, this is Mrs. Smith.  
And this is my dad.



Dad: Nice to meet you.  
Mrs. Smith: Nice to meet you, too.

2 Watch and listen. Write. 45

name Her meet  
Nice too



2 Hello, Molly.  
... to ... you.

1 Her ... is  
Molly.

3 Nice to meet  
you, ...

3 Look at the people. Point and say.



Sarah

Peter

Mr. Smith

Miss White



This is Sarah.

Nice to meet you.

Lesson Two CLIL: Art

1 Listen and point. Repeat.  46




paint

light blue

dark blue

black

white

2 Listen and read.  47

MIXING  
COLORS

Mix blue paint

and yellow paint.

Now it's green.

This is blue paint. Add white

paint. Now it's light blue.

Mix red paint

and yellow paint.

Now it's orange.

This is blue paint. Add black

paint. Now it's dark blue.

3 Read again and complete. 

yellow    black    white

1. blue + yellow = green

3. red + \_\_\_\_\_ = orange

2. blue + \_\_\_\_\_ = light blue

4. blue + \_\_\_\_\_ = dark blue

4 **Think!** What things are light blue and dark blue?  
Draw and color a picture of these things.



# 4

# I like monkeys!

## Lesson One Words

1 Listen and point. Repeat. 48

2 Listen and chant. 49



elephant



giraffe



monkey



big



tall



little

3 Listen and read. 50

1 The zoo. Great! I like animals.

An elephant, Billy.

Oh, no! I don't like elephants. They're big!

2

Ahh! I don't like giraffes. They're tall!

3

Look over there!

4

Look! A monkey! I like monkeys! They're little and I'm little, too.

Yes. They're funny and you're funny, too!

## Lesson Two Grammar

1 Listen to the story again. 50

2 Listen and say. 51

### Let's learn!



This is a monkey.  
I **like** monkeys.



This is an elephant.  
I **don't like** elephants.



The elephants are **big**.  
I'm **little**.

3 Look and say.

big little tall black brown gray yellow

It's an elephant.

The elephant is big.



4 Write.

like don't like

1



I like lions.

3



I \_\_\_\_\_ giraffes.

2



I \_\_\_\_\_ elephants.

4



I \_\_\_\_\_ monkeys.

Let's talk!

I like elephants.



## Lesson Three Song

### 1 Listen and point. Repeat. 52



bird



cat



dog



fish

### 2 Listen and sing. 53

### 3 Sing and do.

**Pets at home!**

Here's an orange cat,  
Miaow, miaow, miaow.  
All day long,  
Miaow, miaow, miaow.

Here's a brown dog,  
Woof, woof, woof.  
All day long,  
woof, woof, woof.

Here's a yellow bird,  
tweet, tweet, tweet.  
All day long,  
tweet, tweet, tweet.

Here's a pink fish,  
splash, splash, splash.  
All day long,  
splash, splash, splash.


We like pets,  
hip hip hooray!  
All day long,  
play, play, play!



## Lesson Four Phonics

1 Listen and point. Repeat.  54



2 Point and say the words that begin with g and h. 



3 Listen and circle.  55 



Let's talk! 



This is my hat.

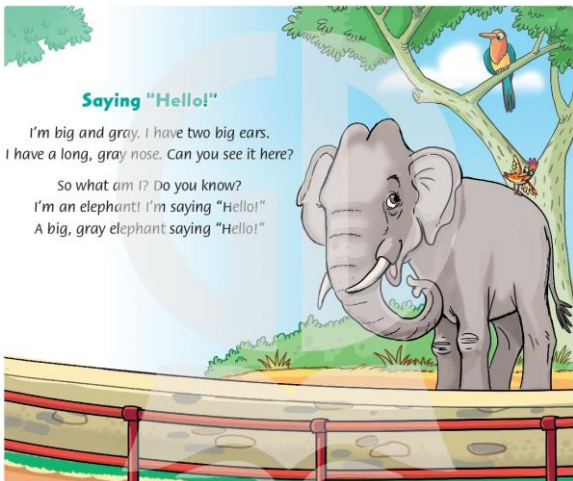


Lesson Five

Skills Time!

Reading

- 1 Look at the picture. Talk about the animal. 
- 2 Read and listen to the poem.  56



Saying "Hello!"

I'm big and gray. I have two big ears.  
I have a long, gray nose. Can you see it here?

So what am I? Do you know?  
I'm an elephant! I'm saying "Hello!"  
A big, gray elephant saying "Hello!"

- 3 Read again. Write T (true) or F (false). 

- |  |   |
|--|---|
| 1. The elephant is big. <u>T</u>           | 3. The elephant is black and white. <u>    </u> |
| 2. The elephant has two hands. <u>    </u> | 4. The elephant has a long nose. <u>    </u>    |

Skills Time!

Lesson Six

Listening

1 Listen and draw ☺ or ☹. 57



Speaking

2 Look at the picture again. Ask and answer.

cat giraffe bird fish monkey lion

It has four legs. It's tall and yellow. What is it?

It's a giraffe.

3 Talk about your favorite animals.

I like monkeys and dogs.

Writing

4 Write about animals you like and don't like.

I like elephants . They're big .

I don't like \_\_\_\_\_ . They're \_\_\_\_\_ .

5 Order the words.

1. is / lion / big / . / The

3. giraffes / The / . / tall / are

2. bird / green / is / . / That

4. like / I / . / monkeys / don't

# 5 Do you like yogurt?

## Lesson One Words

1 Listen and point. Repeat. 58

2 Listen and chant. 59



rice



meat



carrots



yogurt



bread

3 Listen and read. 60



## Lesson Two Grammar

1 Listen to the story again. 60

2 Listen and say. 61

### Let's learn!



Do you like yogurt?  
Yes, I do.



Do you like carrots?  
No, I don't.

don't = do not

3 Look and say.

1



3



5



Do you like meat?

2



4



6



Yes, I do.

4 Write.

1



Do you like bread?

No, I don't.

2



Do you like carrots?

\_\_\_\_\_

3



Do you like fish?

\_\_\_\_\_

### Let's talk!

I like yogurt.





## Lesson Three Song

1 Listen and point. Repeat.  62



milk



juice



water

2 Listen and sing.  63

3 Sing and do.

### Drink your milk!

Eat your eggs and drink your milk,  
Drink your milk,  
Drink your milk.

Eat your eggs and drink your milk.  
Don't be late for school!

Eat your bread and drink your juice, ...


Here's your water, here's your bag, ...



## Lesson Four Phonics

1 Listen and point. Repeat.  64



2 Point and say the words that begin with *i* and *j*. 



3 Listen and circle.  65 



Let's talk! 

Do you like jelly?




Unit 5 **41**




## Lesson Five


## Skills Time!

### Reading

- 1 Point and say the words.
- 2 Listen and read.  66

### The Family and Friends Café


Food	Desserts	Drinks
 <ul style="list-style-type: none"> <li>Meat</li> <li>Salad</li> <li>Rice</li> <li>Fries</li> <li>Eggs</li> <li>Carrots</li> <li>Tomatoes</li> </ul>	 <ul style="list-style-type: none"> <li>Ice cream</li> <li>Yogurt</li> <li>Apple</li> <li>Banana</li> <li>Grapes</li> </ul>	 <ul style="list-style-type: none"> <li>Apple juice</li> <li>Orange juice</li> <li>Water</li> <li>Milk</li> </ul>



Thu

Let's look at the menu. I like meat and rice. I like yogurt and apple juice, too, but I don't like milk.

I like yogurt, too. I don't like apple juice or ice cream, but I like milk and bananas.




Giang

- 3 Read again and complete the box. 

	😊	☹️	
Thu			
Giang			



- 4 Do you like going to a café? What do you like to eat? 

Skills Time!

Lesson Six

Listening

1 Listen and draw ☺ or ☹. 67



Speaking

2 Look at the menu on page 42. Ask and answer.

Do you like fish? Yes, I do.

3 Say what you don't like. I don't like yogurt.

Writing

4 Write *like* or *don't like*.

- |                        |                         |
|------------------------|-------------------------|
| 1. I <u>like</u> rice. | 4. I _____ ice cream.   |
| 2. I _____ meat.       | 5. I _____ <i>pho</i> . |
| 3. I _____ fish.       | 6. I _____ carrots.     |

# 6

## I have a new friend.

### Lesson One Words

1 Listen and point. Repeat. 🎧 68

2 Listen and chant. 🎧 69



long



short



black



curly



straight

3 Listen and read. 🎧 70 ▶



## Lesson Two Grammar

1 Listen to the story again. 70

2 Listen and say. 71

### Let's learn!



I **have** brown eyes.  
I **don't have** long hair.



He **has** short hair.



She **has** blue eyes.

**don't have = do not have**

3 Look and say.

She **has** straight hair.

Number 2.

1



2



3



4



4 Write.

has    have

1. He has curly hair.
2. I \_\_\_\_\_ straight hair.
3. She \_\_\_\_\_ blue eyes.
4. I \_\_\_\_\_ black hair.

### Let's talk!

I **don't have** blue eyes.



## Lesson Three Song

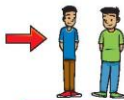
### 1 Listen and point. Repeat. 72



tall



short



thin

### 2 Listen and sing. 73

### 3 Sing and do.

#### My new friend!

She has blue eyes.  
She has curly hair.  
She has blue eyes.  
She's tall. She's thin.  
It's Alice!

He has brown eyes.  
He has short hair.  
He has brown eyes.  
He's tall. He's thin.  
It's Adam!

She has brown eyes.  
She has short hair.  
She has brown eyes.  
She's tall. She's thin.  
It's Rosy!



## Lesson Four Phonics

1 Listen and point. Repeat.  74



2 Point and say the words that begin with k, l, and m. 



3 Listen and circle.  75 



Let's talk! 




Unit 6 **47**



Lesson Five

Skills Time!

Reading

- 1 How many dolls can you see?
- 2 Listen and read.  76

Dear Kim,

This is a picture of me with my dolls.

Thi has long, red hair. Khoa has short hair. Nam has curly, brown hair. I have long, black hair and brown eyes.

From

Oanh



- 3 Read again. Write the names. 



Nam



- 4 Do you like dolls? What's your favorite toy?  

Skills Time!

Lesson Six

Listening

1 Listen and number. 77



Speaking

2 Look at the picture again. Ask and answer.

She has straight, black hair. Who is she?

It's c, Vy.

3 Talk about your friend.

He has short hair.

Writing

4 Copy the sentences. Find and circle *n't*.

I **don't** have blue eyes. = I **do not** have blue eyes.

I **don't** have curly hair. = I **do not** have curly hair.

5 Write about you and your friend.

I don't have \_\_\_\_\_ . He / She has \_\_\_\_\_ .

I \_\_\_\_\_ . He / She \_\_\_\_\_ .

## Review 2

### 1 Match.

- giraffe
- fish
- bird
- monkey
- cat
- elephant

 e






a



b



c



d



e



f



### 2 Look at the chart and complete the sentences.

		
Alex		
Ruby		
Mary		

Alex: I like elephants .

I don't like cats .

Ruby: I \_\_\_\_\_ .

I \_\_\_\_\_ .

Mary: I \_\_\_\_\_ .

I \_\_\_\_\_ .

### 3 Listen and circle the correct words. 78

- curly / straight
- long / short
- tall / short
- blue / black

### 4 Read and match.

isn't = is not      don't = do not      aren't = are not

- I don't like fish.
  - It isn't a banana.
  - They aren't my dogs.
  - I don't have blue eyes.
- They are not my dogs.
  - I do not have blue eyes.
  - I do not like fish.
  - It is not a banana.

**5** Look. Write the question and the answer. 📅



1. Do you like carrots? 😊

Yes, I do.



3. \_\_\_\_\_? 😊

\_\_\_\_\_



2. \_\_\_\_\_? 😊

\_\_\_\_\_



4. \_\_\_\_\_? 😊

\_\_\_\_\_

**6** Look and talk about the boy and the girl. What about you? 🗣️

He has \_\_\_\_\_

She has \_\_\_\_\_



**My work in Units 4–6 is ...**



# Fluency Time! ②



## Lesson One Everyday English

### 1 Watch and listen. Read and say. 79



Mom: Do you like salad?  
James: Yes, I do. Mmm, this is yummy.  
Mom: Good. I'm happy you like it.



Mom: Do you like fries?  
James: No, I don't. And I'm full. Thank you for dinner.

### 2 Watch and listen. Number. 80



### 3 Look at the food words. Ask and answer.

yogurt carrots rice juice milk



Do you like yogurt?


Do you like juice?



Yes, I do.

No, I don't.

Lesson Two CLIL: Science

1 Listen, point, and repeat.  81



insect




feather



wing

2 Listen and read.  82

3 Read again and write the numbers. 

## Wonderful Animals

### Bee



This animal has six legs. It's an insect. It has two wings.

legs	—
wings	—

### Bird



This animal has two wings and two legs. It has feathers on its body.

legs	—
wings	—

4  **Think!** Make information cards for your favorite insect and bird. 

# 7 I'm wearing a blue skirt.

## Lesson One Words

1 Listen and point. Repeat. 🎧 83

2 Listen and chant. 🎧 84



skirt



scarf



jeans



boots



shirt

3 Listen and read. 🎧 85 ▶



## Lesson Two Grammar

1 Listen to the story again. 85

2 Listen and say. 86

### Let's learn!



I'm wearing  
a blue skirt.



He's wearing  
a yellow shirt.



She's wearing  
red pants.

3 Look and say.

skirt jeans boots shirt



4 Look again and write.

1. He's wearing blue jeans.
2. \_\_\_\_\_ a black \_\_\_\_\_.
3. \_\_\_\_\_ a red \_\_\_\_\_.
4. \_\_\_\_\_ black \_\_\_\_\_.

### Let's talk!

I'm wearing  
a white shirt.





## Lesson Three Song

1 Listen and point. Repeat.  87



T-shirt



dress



hat

2 Listen and sing.  88

3 Sing and do.



**I'm wearing a hat!**

Look at me! Look at me!  
I'm wearing a hat! Can you see?  
My hat is big. My hat is blue.  
I'm wearing a hat. Look at me!

Look at me! Look at me!  
I'm wearing boots! Can you see?  
My boots are short. My boots are red.  
I'm wearing boots. Look at me!

Look at me! Look at me!  
I'm wearing a T-shirt. Can you see?  
My T-shirt is long. My T-shirt is green.  
I'm wearing a T-shirt. Look at me!

## Lesson Four Phonics

1 Listen and point. Repeat. 89



2 Listen and chant. 90


Shirley has short hair.  
Her shoes are red.  
Her shirt is blue,  
And she's sitting on a chair.

Shirley has three sheep,  
One, two, three.  
Shirley wants to play,  
With you and with me.



3 Read the chant again. Say the words with *sh*, *ch*, and *th*.

4 Look at the pictures. Write and say the words.



Let's talk!

The shoe  
is blue.



Unit 7 **57**

Lesson Five

Skills Time!

Reading

- 1 Look at the picture. Where are the people?
- 2 Listen and read.  91

At the bus station



I'm looking at the people. Yellow, green, and blue shirts ...  
 Some are short. Some are tall. And pink, red, orange, too.  
 Some have big bags. I'm wearing pink.  
 Some have small. My brother's wearing blue.

3 Read again. Write the correct word. 

1. They are at the bus station.
2. The \_\_\_\_\_ are short and tall.
3. Some bags are big. Some are \_\_\_\_\_.
4. The \_\_\_\_\_ are yellow, green, and blue.

Listening

1 Listen and number. 92



Speaking

2 Look again. Ask and answer.



He's wearing a green T-shirt. Who is it?

It's f.  
She's wearing ...



3 Talk about you.

I'm wearing a white shirt.

Writing

4 Write about your clothes.

I'm \_\_\_\_\_.

5 Write about your mom / dad.

She's / He's wearing \_\_\_\_\_.

# 8 I'm dancing with Dad.

## Lesson One Words

1 Listen and point. Repeat. 🎧 93

2 Listen and chant. 🎧 94



play



dance



sing



eat



talk



watch

3 Listen and read. 🎧 95 ▶



## Lesson Two Grammar

1 Listen to the story again. 95

2 Listen and say. 96

### Let's learn!



What **are** you **doing**?  
I'm **dancing** with Dad.



What's he **doing**?  
He's **eating** the cake.

3 Look and say.

What is he **doing**?

He's **playing** music.



4 Look again and write the correct word.

1. He is \_\_\_\_\_ music.

2. She is \_\_\_\_\_ .

3. She is \_\_\_\_\_ .

### Let's talk!

What are you **doing**?

I'm **eating** the cake.



## Lesson Three Song

### 1 Listen and point. Repeat. 97



wash the car



brush my hair



take photos

### 2 Listen and sing. 98

### 3 Sing and do.



### Getting ready for the party!

I'm getting ready for the party.  
My cousin is coming too.  
I'm brushing my hair,  
I'm wearing a tie.  
My family has lots to do!

Mom's making cakes for the party.  
Dad is washing the car.  
My sister is taking lots of photos.  
How excited we all are!



## Lesson Four Phonics

### 1 Listen and point. Repeat. 99



### 2 Listen and chant. 100

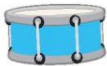
A train and a truck,  
A crab and a drum.  
I draw with my crayons,  
And I have fun.

A girl in a dress,  
A bird in a tree.  
Get your crayons,  
And draw with me.



### 3 Read the chant again. Say the words with *dr*, *tr*, and *cr*.

### 4 Listen to the sounds and write the words. 101



Let's talk! 

I draw with my crayons.





## Lesson Five


## Skills Time!

### Reading

- 1 Look at the pictures. What is Nga doing?
- 2 Listen and read.  102

reply
forward
delete
save

Dear Kim,  
My family is getting ready for *Tet* holiday.  
I'm helping Mom and Dad.



Here, I'm choosing a red *ao dai* with Mom and Aunt Tam.



Here, I'm making *banh chung* with my brother.

Love from Nga

### 3 Read again. Write.

1. What is *Tet*? It's a holiday .
2. Who is Nga helping? She's helping her \_\_\_\_\_ and \_\_\_\_\_ .
3. Who is shopping with Mom and Nga? \_\_\_\_\_ .
4. What color is her *ao dai*? \_\_\_\_\_ .
5. Who is making *banh chung* with Nga? It's her \_\_\_\_\_ .

### 4 How do you celebrate *Tet*?

Listening

1 Listen and number. 103



Speaking

2 Point, ask, and answer.

What's he doing?

He's dancing.



3 Choose a photo of your Tet holiday and say what you're doing.

I'm eating and drinking.

Writing

4 Write about your family at Tet.

It's Tet holiday. My dad is \_\_\_\_\_. My mom is \_\_\_\_\_.  
I'm \_\_\_\_\_. We're happy.

5 Write *ing*.

I'm eat \_\_\_\_\_ some cake.

She's drink \_\_\_\_\_ water.

He's talk \_\_\_\_\_ with his family at the party.

# 9 He can run!

## Lesson One Words

1 Listen and point. Repeat. 🎧 104

2 Listen and chant. 🎧 105



play soccer



ride a bike



run




catch



fly

3 Listen and read. 🎧 106 ▶



## Lesson Two Grammar

1 Listen to the story again. 🎧 106

2 Listen and say. 🎧 107

### Let's learn!



I **can** run.



I **can't** catch.



She **can** play soccer.  
He **can't** ride a bike.



It **can** fly.

can't = can + not

3 Listen and say Yes or No. 🎧 108



4 Look and say. 🗨️

catch run fly play soccer

It can fly.



He can ride a bike.



### Let's talk! 🗨️



Unit 9 **67**

Lesson Three Song

1 Listen and point. Repeat.  109



jump



read



write

2 Listen and sing.  110

3 Sing and do.



## Lesson Four Phonics

### 1 Listen and point. Repeat. 111



### 2 Listen and chant. 112

I can't fly in the sky.  
I'm a train in the rain.  
I can't fly in the sky.  
I'm a train, not a plane.



### 3 Read the chant again. Say the words with *ai* and *y*.

### 4 Write and say the words.



irna

\_\_\_\_\_



yfl

\_\_\_\_\_



kys

\_\_\_\_\_



niatr

\_\_\_\_\_

Let's talk! 



## Lesson Five

# Skills Time!

### Reading

1 Look at the picture. Where's Nam?

2 Listen and read.  113

Dear Grandma,

I'm on vacation in Nha Trang.

I like the beach. Look! I can play soccer now.

Hoa can't play soccer but she can run and she can catch a ball.

It's a great vacation!


Love,

Nam



Mrs. Lan  
130 Ky Dong Street  
Ward 9  
District 3  
Ho Chi Minh City



3 Read again and write Yes or No. 

- Nam is on vacation in Da Nang. No
- Nam can play soccer. \_\_\_\_
- Hoa can't catch a ball. \_\_\_\_
- Hoa can run. \_\_\_\_

4 Where do you go on vacation?  

## Skills Time!

Lesson Six

### Listening

1 Listen and write *a* or *b*.  114  1b



### Speaking

2 Look and say.  run fly read




It can fly. It can't read.

A bird!

3 Say what you can do.  I can run. I can dance.

### Writing












4 Write about what you and your friends can do. 

- I can \_\_\_\_\_.
- She can \_\_\_\_\_.
- He \_\_\_\_\_.
- \_\_\_\_\_.



## Review 3

1 Listen and check (✓) the clothes you hear.  115 

<p>1</p>  <input type="checkbox"/>  <input checked="" type="checkbox"/>	<p>2</p>  <input type="checkbox"/>  <input type="checkbox"/>	<p>3</p>  <input type="checkbox"/>  <input type="checkbox"/>
<p>4</p>  <input type="checkbox"/>  <input type="checkbox"/>	<p>5</p>  <input type="checkbox"/>  <input type="checkbox"/>	<p>6</p>  <input type="checkbox"/>  <input type="checkbox"/>

2 Look, read, and match. 

<p>1.</p> 	<p>I'm wearing <input type="checkbox"/> e <input type="checkbox"/> f</p>	<p>a. a blue shirt b. a red shirt c. a black skirt d. green pants e. a yellow shirt f. blue jeans</p>
<p>2.</p> 	<p>She's wearing <input type="checkbox"/> <input type="checkbox"/></p>	
<p>3.</p> 	<p>He's wearing <input type="checkbox"/> <input type="checkbox"/></p>	

3 Circle the correct words. 

<p>1</p> 	<p>2</p> 	<p>3</p> 	<p>4</p> 
<p>1. eat cake / <u>dance</u> 2. dance / play music</p>		<p>3. play music / take photos 4. eat cake / take photos</p>	

## 4 Look and write.

brush hair   make a cake   take photos   wash the car

1. I am brushing my hair.      3. My mom \_\_\_\_\_.
2. My dad \_\_\_\_\_      4. My sister \_\_\_\_\_.



## 5 Look and say. What can Emma do? What can Jack do?

Emma



Jack



My work in Units 7-9 & is ...



# Fluency Time! ③

## Lesson One Everyday English

### 1 Watch and listen. Read and say. 🎧 116



Kate: Hi, Ellie. I'm wearing new shoes.  
Ellie: I'm wearing new shoes, too.



Ellie: I'm walking to school.  
Kate: I'm walking to school, too.

### 2 Watch and listen. Number. 🎧 117 🖍️



### 3 Ask and answer. 🗣️



Hi.

Hello!

What are you wearing today?

I'm wearing a red T-shirt.



Lesson Two CLIL: Science

1 Listen and point. Repeat.  118



see



hear



smell



taste



touch

2 Listen and read.  119

The five senses



1 You can see with your eyes.



2 You can hear with your ears.



3 You can smell with your nose.




4 You can taste with your tongue.



5 You can touch with your hands.



3 **Think!** What things can you see, hear, smell, taste, or touch?  
Draw a picture of these things. 

# 10

## May I take a photo?

### Lesson One Words

1 Listen and point. Repeat. 🎧 120

2 Listen and chant. 🎧 121



listen to an audio guide



take a photo



draw a picture



visit the gift shop

3 Listen and read. 🎧 122 ▶



Lesson Two Grammar

1 Listen to the story again. 122

2 Listen and say. 123

Let's learn!



May I visit the gift shop?  
Yes, **you may**.



May I take a photo?  
No, **you may not**.

3 Listen and say *a* or *b*. 124



4 Look and say.

May I listen to an audio guide?

Yes, **you may**.



Let's talk!

May I have the pen, please?



Lesson Three Song

1 Listen and point. Repeat.  125



old



new



great

2 Listen and sing.  126

3 Sing and do.



## Lesson Four Phonics

1 Listen and point. Repeat.  127




2 Listen and chant.  128




Here's a goat.  
It's on a boat.  
A funny goat on a boat.  
Here's a boy.  
He has a toy.  
A happy boy with his toy.



3 Read the chant again. Say the words with *oa* and *oy*. 

4 Look at the pictures. Write and say the words.  

1




\_\_\_\_\_

boat


3




\_\_\_\_\_

**Let's talk!** 

I'm a boy.  
I have a toy.




2



\_\_\_\_\_

4



\_\_\_\_\_



## Lesson Five

# Skills Time!

### Reading

- 1 Look at the picture. Where is it?
- 2 Listen and read.  129

## The Viet Nam National Museum of History

The museum is in Ha Noi.

At the museum, you learn about the history of Viet Nam. I like the paintings. The gift shop is great, too!

Open: 8 a.m.–12 p.m., 1:30 p.m.–5 p.m.



by Giang

The museum is great!



This is an old elephant. It's great!

### 3 Read again and write *a* or *b*.

- |                                    |           |                     |          |
|------------------------------------|-----------|---------------------|----------|
| 1. Where is the museum?            | a. Ha Noi | b. Ho Chi Minh City | <u>a</u> |
| 2. The gift shop is in the museum. | a. Yes    | b. No               | ___      |
| 3. The museum is open at 9 a.m.    | a. Yes    | b. No               | ___      |
| 4. The elephant is ...             | a. new    | b. old              | ___      |
| 5. The museum is great.            | a. Yes    | b. No               | ___      |

### 4 What's your favorite museum?

Listening

1 Listen and say the number.  130 



Speaking

2 Look at the picture again. Ask and answer. 

May I draw a picture?

Yes, you may.

Writing

3 Think of a museum you like. Complete the sentences. 

1. My favorite museum is \_\_\_\_\_.
2. The museum is in \_\_\_\_\_.
3. I like the \_\_\_\_\_.
4. The \_\_\_\_\_ is great!
5. The museum is open \_\_\_\_\_.

# 11

## There is a doll on the rug.

### Lesson One Words

1 Listen and point. Repeat. 131

2 Listen and chant. 132



rug



cabinet



shelf



pillow



blanket

3 Listen and read. 133



## Lesson Two Grammar

1 Listen to the story again.  133

2 Listen and say.  134

### Let's learn!



There's a doll on the rug.



There are some toys in the cabinet.



There are a lot of books under the bed.

3 Look and say. 

There's a doll on the cabinet.



### Let's talk!

There are some pillows on the bed.

4 Look again and write. 

There's    There are

1. There's a doll on the cabinet.
2. \_\_\_\_\_ some pillows on the bed.
3. \_\_\_\_\_ a lot of books on the shelf.
4. \_\_\_\_\_ a lot of balls on the rug.
5. \_\_\_\_\_ a blanket on the bed.



## Lesson Three Song

1 Listen and point. Repeat.  135

11

eleven

12

twelve

13

thirteen

14

fourteen

15

fifteen

16

sixteen

17

seventeen

18


eighteen

19

nineteen

20

twenty

2 Listen and sing.  136

3 Sing and do.

### There are ten in the bed

There are ten in the bed,  
And the little one says,  
"Two more, two more."  
Two more get in.  
Eleven, twelve!

There are twelve in the bed,  
And the little one says,  
"Two more, two more."  
Two more get in.  
Thirteen, fourteen!

There are fourteen in the bed, ...  
Fifteen, sixteen!

There are sixteen in the bed, ...  
Seventeen, eighteen!

There are eighteen in the bed, ...  
Nineteen, twenty!

Help!



## Lesson Four Phonics

### 1 Listen and point. Repeat. 137



### 2 Listen and chant. 138

Don't be scared of Mr. Square.  
He has four ears and lots of hair.  
He is really very rare.  
We can hear you Mr. Square!




### 3 Read the chant again. Say the words with *ear* and *are*.

### 4 Look at the pictures. Write and say the words.



ears



Let's talk! 

I hear with my ears.



Unit 11 **85**

Lesson Five

Skills Time!

Reading

- 1 What's in the living room? Point and say. 
- 2 Listen and read.  139

This is my living room. There are four chairs and a table. There is a TV on a cabinet.

There are twenty books on a shelf. My books are about Viet Nam and soccer!





3 Read again. Write T (true) or F (false). 

- |                                      |  |
|--------------------------------------|--|
| 1. There are twelve chairs. <u>F</u> | 4. There are flowers on the cabinet. <u>    </u> |
| 2. There are two tables. <u>    </u> | 5. Vinh has ten books. <u>    </u>               |
| 3. There is a TV. <u>    </u>        | 6. The books are about bugs. <u>    </u>         |

4 What's in your living room? 

#### Listening

1 Listen and write *a* or *b*.  140  1a



#### Speaking

2 Look at the pictures again. Ask and answer. 


bag books toys bicycle rug chairs shoes

Where is the bag?

It's under the table.

3 Talk about the pictures.  In picture a, there are six chairs.

#### Writing

4 Read the questions and answers. Write ? or .

- |                                  |                               |
|----------------------------------|-------------------------------|
| a. How many tables are there ?   | e. There is one table .       |
| b. How many chairs are there _   | f. There are four chairs _    |
| c. How many cabinets are there _ | g. There are three cabinets _ |
| d. How many books are there _    | h. There are fifteen books _  |

5 Look at the questions in 4 again and write about your living room. 



# 12

## Those are our computers.

### Lesson One Words

1 Listen and point. Repeat.  141

2 Listen and chant.  142



table




computer



chair



board

3 Listen and read.  143 



## Lesson Two Grammar

1 Listen to the story again. 143

2 Listen and say. 144

### Let's learn!



These are tables.



Those are pencil cases.

3 Look at your classroom. Point and say.

chairs pencil cases boards tables



Those are chairs.

These are ...

4 Write.



Those are bags.



\_\_\_\_\_ are pencils.



\_\_\_\_\_ are pens.



\_\_\_\_\_ are computers.

### Let's talk!

These are pencils.



## Lesson Three Song

### 1 Listen and point. Repeat. 145



poster




picture



drawers

### 2 Listen and sing. 146

### 3 Sing and do.





### What's in the classroom?

What's in the classroom?  
Let's have a look!  
Posters and pictures,  
And work in a book.

What's in the classroom?  
What can you see?  
Drawers and a board  
For you and for me.

What's in the classroom?  
What's over there?  
A door and a window,  
A table and chair.





$5 + 5 = 10$   
 $6 + 6 = 12$

## Lesson Four Phonics

1 Listen and point. Repeat.  147



2 Listen and chant.  148

I'm sure there's a mouse in my house.

A poor mouse in my house.

He's on a tour, I'm sure.

A tour around my house.



3 Read the chant again. Say the words with *oor*, *our*, and *ou*. 

4 Look at the pictures. Write and say the words.  



poor



Let's talk! 

This is a house. 



Unit 12 91

## Lesson Five


# Skills Time!

### Reading


- 1 Point to things you can see in a school. Say the words. 🗨️
- 2 Listen and read. 🎧 149

I'm Phong. I go to Doan Thi Diem Primary School.

1




2




Our classroom is upstairs.

3




There are 12 girls and 14 boys in class 3C. Our teacher is Miss Loan.

4



There are pictures on the wall.

5



I love my school!

- 3 Read again. Write the correct answer. 📝


Miss Loan 3C Yes, he is. upstairs 14 pictures

1. What class is Phong in?  
3C
2. How many boys are there in his class? \_\_\_\_\_
3. Where is his classroom?  
\_\_\_\_\_
4. What is the name of his teacher?  
\_\_\_\_\_
5. What is on the wall of the classroom?  
\_\_\_\_\_
6. Is Phong happy at school?  
\_\_\_\_\_


- 4 Do you like your school? What's in your classroom? 🗨️ 📝

Listening

1 Listen and number.  150 




Speaking

2 Point, ask, and answer.  boys girls teachers windows doors

How many girls are there?

There are two girls.

3 Talk about your class. 

There are five windows.

Writing

4 Write about your class. 


1. What is the name of your class? I'm in class \_\_\_\_\_.
2. Where is your classroom? My classroom is \_\_\_\_\_.
3. How many windows are there? There \_\_\_\_\_.
4. What is on the wall of your classroom? \_\_\_\_\_.
5. What is the name of your teacher? \_\_\_\_\_.

5 Circle the capital letters at the start of the sentences in 4.

Circle the capital letters at the start of the names in 4. 


What is the name of your teacher? Our teacher is Mrs. Loan.

## Review 4

1 Write and match. Be careful. There is one extra picture. 


1. urg      rug      4. rtmopuce      \_\_\_\_\_  
 2. tgear      \_\_\_\_\_      5. ktlaneb      \_\_\_\_\_  
 3. eicabnt      \_\_\_\_\_



2 Listen and write.  151 

cabinet    drawers    blanket    shelf    rug    bed

1. The dog is on the rug.  
 2. There's a computer under the \_\_\_\_\_.  
 3. There are two blankets on the \_\_\_\_\_.  
 4. There are three books under the \_\_\_\_\_.  
 5. The audio guide is on the \_\_\_\_\_.  
 6. The pillow is under the \_\_\_\_\_.

**3 Look, match, and write.** 

these those



\_\_\_\_\_ are  
computers.

\_\_\_\_\_ are  
chairs.

\_\_\_\_\_ are  
pencils.

\_\_\_\_\_ are  
bags.

**4 Look, read, and circle T (true) or F (false).** 



1. There's a blanket on the bed.

T/F

2. There are a lot of books on the shelf.

T/F

3. There's a rug on the floor.

T/F

4. There are some shoes in the cabinet.

T/F

5. There is a doll on the bed.

T/F

6. There are some pillows on the floor.

T/F

**5 Look around. Say what is in your classroom.** 

There's ...

There are ...

**My work in Units 10–12 is ...**





# Fluency Time! 4



## Lesson One Everyday English

### 1 Watch and listen. Read and say. 152



James: Dad, may I go on the swing, please?  
Dad: Yes, OK ... Be careful of the ball, James!  
James: I'm fine, Dad.



James: Dad, Look over here! I'm on the swing!  
Dad: That's good! Come down now.  
James: OK.

### 2 Watch and listen. Number. 153




### 3 Look at the park objects. Ask and answer.



Lesson Two CLIL: Math

1 Listen and point. Repeat.  154



2 Listen and read.  155

## DIVIDING SHAPES



3 **Think!** What are things that you can divide into halves, thirds, and quarters? Make a poster. 

Picture dictionary

Unit 1	Unit 2	Unit 3
 doll	 pen	 mom
 ball	 eraser	 dad
 teddy bear	 pencil	 sister
 car	 pencil case	 brother
 kite	 book	 aunt
 bike	 bag	 uncle
 train	 door	 cousin
 apple	 window	 egg
 bat	 cat	 elephant
	 cookie	 fan
	 desk	 fig
	 dog	

Picture dictionary

Unit 4	Unit 5	Unit 6
 giraffe	 rice	 long
 monkey	 meat	 short
 big	 carrots	 black
 tall	 yogurt	 curly
 little	 bread	 straight
 bird	 milk	 tall
 fish	 juice	 short
 goat	 water	 thin
 gift	 ink	 lion
 hat	 ill	
 hamster	 jacket	
	 jelly	

## Picture dictionary

Unit 7	Unit 8	Unit 9
 skirt	 play	 play soccer
 scarf	 dance	 ride a bike
 jeans	 sing	 run
 boots	 eat	 catch
 shirt	 talk	 fly
 T-shirt	 watch	 jump
 dress	 wash the car	 read
 shoes	 brush my hair	 write
 chair	 take photos	 rain
 three	 drum	 sky
	 truck	
	 tree	
	 crayon	
	 crab	

Picture dictionary

Unit 10



listen to an audio guide



take a photo



draw a picture



visit the gift shop



old



new



great



boat



toy



boy

Unit 11



rug



cabinet



shelf



pillow



blanket

11

eleven

12

twelve

13

thirteen

14

fourteen

15

fifteen

16

sixteen

17

seventeen

18

eighteen

19

nineteen

20

twenty



ear



near



hear



scared



share



square

Unit 12



table



computer



board



poster



picture



drawers



poor



tour



mouse



house

## Word list

<b>A</b>							
a half	/ə 'haif/	một nửa	97	drawer	/draɪər/	ngăn kéo tủ	90
apple	/'æpl/	quả táo	13	dress	/dres/	váy	56
a quarter	/ə 'kwɔ:rtər/	một phần tư	97	drum	/drʌm/	cái trống	63
a third	/ə 'θɜ:rd/	một phần ba	97				
aunt	/aʊnt/	cô, dì, thím, mợ,	24	<b>E</b>			
		bác gái		ear	/iə(r)/	tai	85
a whole	/ə 'həʊl/	toàn bộ, tất cả	97	eat	/i:t/	ăn	20
				egg	/eg/	quả trứng	65
<b>B</b>				elephant	/,elɪ'fənt/	số 18	84
bag	/bæg/	cái túi	18	eleven	/,elɪ'ven/	con voi	25
ball	/bɔ:l/	quả bóng	10	eraser	/,erə'seɪər/	số 11	84
banana	/bə'neɪnə/	quả chuối	42	eyes	/aɪz/	cục tẩy	16
band	/bænd/	bàn nhạc	56			đôi mắt	44
bat	/bæt/	gậy đánh bóng	13	<b>F</b>			
bed	/bed/	cái giường	82	fan	/fæn/	cái quạt	25
big	/bɪg/	to, lớn	32	father	/'fɑ:ðər/	số 53	53
bike	/baɪk/	xe đạp	12	fifteen	/,fɪf'ti:n/	số 15	84
bird	/bɜ:rd/	con chim	34	fig	/fɪg/	quả sung	25
black	/blæk/	màu đen	8	fish	/fɪʃ/	con cá	34
blanket	/'blæŋkɪt/	cái chăn	82	fly	/flaɪ/	bay	66
blue	/blu:/	màu xanh dương	88	fourteen	/,fɔ:rti:n/	số 14	84
board	/bɔ:rd/	cái bảng	88	flies	/flaɪz/	loài tẩy chiến	42
boat	/bəʊt/	thuyền	79	<b>G</b>			
book	/bʊk/	sách	16	gift	/gɪft/	quà tặng	35
boots	/bu:ts/	giày sách	54	giraffe	/dʒɑ:'ræf/	con hươu cao cổ	32
boy	/bɔɪ/	cậu bé, bé trai	79	goat	/gəʊt/	con dê	35
bread	/bred/	miếng mỳ	38	grass	/grɑ:s/	quả nhọ	42
brother	/'brʌðər/	anh / em trai	22	great	/greɪt/	tuyệt vời	78
brown	/braʊn/	màu nâu	8	green	/ɡri:n/	màu xanh lá	8
brush hair	/brʌʃ 'heɪ/	chải tóc	62				
				<b>H</b>			
<b>C</b>				hamster	/'hæmstər/	con chuột hàng	35
cabinet	/'kæbɪnət/	cái tủ	67	hat	/hæt/	cái mũ	35
car	/kɑ:z/	xe ô tô	10	hear	/'hɪər/	nghe	75
carrot	/'kærət/	củ cà rốt	38	house	/haʊs/	ngôi nhà	91
cat	/kæt/	con mèo	19				
catch	/kætʃ/	bắt, chụp	66	<b>I</b>			
chair	/'tʃeə/	cái ghế	88	ice cream	/'aɪs kri:m/	kem	42
Close your books	/'kloʊz jə bʊks/	Hãy gấp sách lại.	9	il	/ɪl/	ốm	41
computer	/'kəm'pjʊtər/	máy tính	88	in	/ɪn/	trong, ở, tại	23
cookie	/'kʊki/	bánh quy	19	ink	/ɪŋk/	mực	41
cousin	/'kʌzɪn/	anh / chị / em họ	24	insist	/'ɪnsɪst/	còn trống	53
crab	/'kræb/	con cua	63				
crayon	/'kreɪzən/	bút sáp màu	63	<b>J</b>			
curly	/'kɜ:rlɪ/	xoắn, quăn	44	jaacket	/'dʒækɪt/	áo khoác	41
				jeans	/'dʒi:nz/	quần bò	54
<b>D</b>				jelly	/'dʒeli/	mứt, thạch	41
dad	/dæd/	bố, ba	22	juice	/dʒu:s/	nước trái cây	68
dance	/dɑ:ns/	khuyến vũ, nhảy	60	jump	/dʒʌmp/		
dark blue	/'dɑ:rk blu:/	màu xanh	31				
		đường đêm		<b>K</b>			
desk	/desk/	bàn học	97	kite	/kaɪt/	con diều	12
division	/'dɪvɪʒən/	phép chia	19				
dog	/dɒg/	con chó	19	<b>L</b>			
doll	/dɔ:l/	búp bê	10	light blue	/'laɪt blu:/	màu xanh	31
Don't talk.	/'dɒnt 'tɔ:kl/	Đừng nói chuyện.	9	lion	/'laɪən/	đường nhạt	47
door	/dɔ:z/	cửa ra vào	18			con sư tử	
draw a picture	/'dra: ə 'pɪktʃər/	vẽ một bức tranh	76				

listen to an audio	/lɪsn tu ən 'ædiəʊ gaʊd/	nghe thuyết minh	76	shoes	/ʃu:z/	đôi giày	57
guide	/ɡaɪd/	trên máy	32	short	/ʃɔ:t/	ngắn	44
little	/lɪtl/	nhỏ, bé	44	sing	/sɪŋ/	hát	60
long	/lɒŋ/	dài	44	sister	/'sɪstə/	chị / em gái	22
<b>M</b>				St down, sixteen	/'st daʊn/ /'sɪks'ti:n/	Hãy ngồi xuống, số 16	9
meat	/mi:t/	thịt	38	skirt	/'skɜ:t/	chân váy	64
milk	/mɪlk/	sữa	40	sky	/'skaɪ/	bầu trời	59
mom	/məʊm/	me, má	22	smell	/smel/	ngửi	75
monkey	/'mɒŋki/	con khỉ	33	square	/'skweɪr/	hình vuông	85
mouse	/maʊs/	con chuột	91	Stand up, straight	/'stænd 'ʌp/ /'streɪt/	Hãy đứng lên, thẳng	44
<b>N</b>				sunny	/'sʌni/	có nắng	9
near	/nɪə(r)/	gần	85	<b>T</b>			
new	/nu:/	mới	78	table	/'teɪbl/	cái bàn	88
nineteen	/'naɪn'ti:n/	số 19	84	take photos	/'teɪk 'fəʊtəʊz/	chụp ảnh	62
<b>O</b>				talk	/'tɔ:k/	nói chuyện	60
old	/'əʊld/	cũ	78	tail	/'teɪl/	cao	32
on	/'ɒn/	trên, vào	23	taste	/'teɪst/	nếm	75
Open your books, orange (fr)	/'ɔ:pən jə 'bʊks/ /'ɔ:ndʒi/	Hãy mở sách ra, quả cam	9	teacher	/'ti:tʃə/	thầy / cô giáo	57
orange (adj)	/'ɔ:ndʒi/	màu cam	8	teddy bear	/'tedi beə/	gấu bông	10
<b>P</b>				this	/'ðɪz/	giây	46
paint	/'peɪnt/	son, vẽ	31	thirteen	/'θɜ:ti:n/	số 13	84
pen	/'pen/	bút	16	three	/'θri:/	số 3	57
pencil	/'pensl/	bút chì	16	three quarters	/'θri: 'kwɔ:təz/	ba phần tư	97
pencil case	/'pensl keɪs/	hộp bút	16	tomato	/'təʊmɑ:təʊ/	quả cà chua	42
picture	/'pɪktʃə/	tranh, ảnh	90	touch	/'tʌtʃ/	chạm	75
pillow	/'pɪləʊ/	cái gối	82	toy	/'tɔɪ/	chuyện du lịch, chuyên tham quan	75
pink	/'pɪŋk/	màu hồng	8	train	/'treɪn/	đồ chơi	79
play	/'pleɪ/	chơi	60	tree	/'tri:/	tàu hỏa	12
play soccer	/'pleɪ 'sɒkə(r)/	chơi bóng	66	truck	/'trʌk/	cây	63
please	/'pli:z/	vui lòng	9	T-shirt	/'ti:ʃɜ:t/	xe tải	63
poor	/'pu:ə(r)/	đang (thơag, tội)	91	twelve	/'twelv/	áo phông, áo thun	56
poster	/'pəʊstə/	áp phích, tranh	90	twenty	/'twentɪ/	ngân tay	84
		quảng cáo		<b>U</b>			
<b>R</b>				uncle	/'ʌŋkl/	chú, cậu, bác trai	24
rain	/'reɪn/	cơn mưa	69	under	/'ʌndə(r)/	dưới	23
read	/'ri:d/	đọc	68	<b>V</b>			
red	/'red/	màu đỏ	8	visit the gift shop	/'vɪzɪt ðə ɡɪft 'ʃɒp/	đi đến cửa hàng quà tặng	76
rice	/'raɪs/	cơm	38	<b>W</b>			
ride a bike	/'raɪd ə 'baɪk/	chạy xe đạp	66	wash the car	/'wɔ:ʃ ðə 'kɑ:z/	rửa xe ô tô	62
rug	/'rʌŋ/	tấm thảm	82	watch a video	/'wɔ:tʃ ə 'vɪdɪəʊ/	xem vi-de-ô	60
run	/'rʌn/	chạy	66	water	/'wɔ:tə/	nước	40
<b>S</b>				white	/'waɪt/	màu trắng	31
salad	/'sæləd/	rau trộn	42	window	/'wɪndəʊ/	cửa sổ	18
scared	/'skeəd/	sợ hãi	85	wing	/'wɪŋ/	cánh	53
scarf	/'skɑ:ft/	khăn quàng	54	write	/'raɪt/	viết	68
see	/'si:/	nhìn	75	<b>Y</b>			
seventeen	/'sevn'ti:n/	số 17	84	yellow	/'jeləʊ/	màu vàng	8
share	/'ʃeə(r)/	chia sẻ	85	yogurt	/'jəʊgɜ:t/	sữa chua	38
sheep	/'ʃi:p/	con cừu	57				
shelf	/'ʃelf/	cái kệ	82				
shirt	/'ʃɜ:t/	áo sơ mi	54				



This edition of Family and Friends is published by arrangement with Oxford University Press, Great Clarendon Street, Oxford for sale in Vietnam only and not for export therewith.

© Oxford University Press 2000

No moral rights of the author have been asserted

**No unauthorized photocopying**

All rights reserved. No part of this publication may be reproduced, stored in a retrieval system, or transmitted, in any form or by any means, without the prior permission in writing of the copyright holder, or as expressly permitted by law, by licence or under terms agreed with the appropriate reprographic rights organization.

You must not circulate this work in any other form and you must impose this same condition on any acquirer

ISBN:

Printed in Viet Nam by Tran Phu Printing Company

This book is printed on paper from certified and well-managed sources

#### ACKNOWLEDGEMENTS

*Family and Friends* author: Naomi Simmonds

*Chief Editor:* Trần Cao Hồ Ngọc

*Additional series content authored by:* Thiếng Vân Anh

*Cover illustration by:* Christian Skalski/Advocate Art

*Illustrations by:* Advocate Art pp 54 (hair accessories), 55 (hair accessories), 56 (moustache, big and little in the style of Bethan Matthews), 64 (fox) baguette artefact; Kirby Baccarelli pp 14, 15 (toy and pen); Barbara Boag/The Organisations p 7 (fox) jacket, belt, vase; Apple Simon Care Illustration pp 13, 19, 25, 33, 39, 45, 53, 58, 65, 79, 85, 90 (that 1 apple, hat, car, bag, tub, that 3 egg, fig, goat, hat, leaf, dog, that 3 cat, jelly, kite, lion, yak, ill, moon), 91 (that 4 nurse, orange pen, queen, lion, lollipop, that 5 rabbit, sofa, tiger, umbrella, car, octopus, hat, that 6 van, window, box, yo-yo, arbor, frog, buzz), 92 (hat 7 shoes, sheep, fish, that 8 chair, teacher, chalk, that 9 fence, bath, tooth), 93 (that 10 car, fan, man, that 11 hot, pen, red, that 12 pig, fig, pie); Collaborate Studio/Advocate Art pp 66 (milk, animals), 74, Denis Cristovyes Poggio Artworks pp 18 (fox), 24 (fox) animals, 38 (fox getting up, boy going home and animals), 44 (fox), 72 (fox), 84 (fox) animals; Anamika Europe/Advocate Art pp 26, 27, 40, 41 (fox); Stanek Giovanni and Christian Skalski pp 2, 4, 18 (fox), 11 (fox), 22, 23, 24 (fox) Roy and Emma; 30 (fox), 31 (fox), 36 (fox), 37 (fox), 50 (fox), 51 (fox), 56 (fox), 62 (fox), 76 (fox), 77 (fox), 82 (fox), 90 (hat 3 moon, dat, sister, brother, cousin); Andy Hamilton pp 6, 7 (fox), fox) books), 8, 9 (fox), 10 (fox), 11 (fox), 12 (fox), 16 (fox) pen, crown, coloured pencil), 17 (fox), 18 (fox), 21 (fox), 32 (fox), 36 (fox), 42 (fox), 43 (fox), 50, 50 (fox) green), 51 (fox), 52 (fox), 56 (fox) elephant, giraffe), 57 (fox), 58, 58 (fox), 62 (fox), 63 (fox), 64 (fox), 70 (fox), 71 (fox), 76 (fox), 77 (fox), 78 (fox), 82 (fox), 83 (fox), 84 (fox), 90 (hat 1 doll, ball, teddy bear, car, kite, bike, train, that 2 pen, eraser, coloured pencil, bag, door, window), 91 (hat 4 square, circle, triangle, that 5 skirt, scarf, jeans, boots, shirt, that 6 play soccer, ride a bike, run, catch), 92 (hat 7 green, wash the car, brush my hair, take photos, that 8 elephant, giraffe, monkey, tiger, snake, parrot, that 9 rose, nest, camera, paper, bread, cake, juice, water), 93 (hat 10 visit gift shop, eat in a cafe, looking at a painting, listen to an audio guide, that 11 rug, cabinet, shelf, pillow blanket, numbers 11 to 20, that 12 table, computer, coat, book, pencil case, board, poster, picture, dinner); Bethan Matthews/Poggio pp 14 (fox), 15 (fox), 56 (fox) table), 85 (fox), 86 (fox), 87 (fox), 88 (fox), 89 (fox); Dawn Parle/forhave Illustration pp 34, 35, 47, 48, 60, 61, 75, 81 (fox), 8, 86, 87, 88); Eudymyros Ryu pp 5 (fox), 16 (fox) book), 30, 21 (fox), 30 (fox), 41 (fox), 50 (fox) energy green), 54, 55, 66, 67, 80, 90 (hat 2 books), 90 (hat 4 long, short, back, oval, straight), 92 (hat 7 working, guess, table, hand); Christian Skalski/Advocate Art pp 9 (fox), 11 (fox), 16 (fox), 17 (fox), 24 (fox) ant and uncle), 37 (fox), 38 (fox), 42 (fox), 43 (fox), 44 (fox), 57 (fox), 63 (fox), 70 (fox), 71 (fox), 72 (fox), 83 (fox), 90 (hat 3 man, uncle), 91 (hat 5 breakfast, lunch, dinner, that 6 dance, read, table), 93 (hat 9 cat, new, goat); J Taylor and Tony Forbes/Sylvie Poggio pp 5 (fox), 12 (fox), 24 (fox), 32 (fox), 38 (fox) hat), opening door, boy and girl, bed and lamp), 52 (fox), 58 (fox), 64 (fox), 78 (fox), 84 (fox); Hannah Wood/Advocate Art working in Sarah Hoyle's style pp 7 (fox), 46.

*Commissioned photography by:* Graham Alder at BM Studios pp 28 (fox), 40 (fox), 60 (fox), 80 (fox) Chris King p 21 (fox) grey rucksack, apple, crown, open book, blue pen, grey and white eraser, pink rucksack, fox blue pen, grey and white eraser, open book; Deana Kitchen Studio, Inc p 66 (apple, juice); Mark Mason pp 66 (apple), 67 (paper); NDI Pictures pp 11, 13, 17, 19, 23, 25, 31, 33, 37, 39, 43, 45, 53, 55, 59, 63, 68, 71, 73, 77 (gift), 79, 80, 83, 86.

The Publishers would like to thank the following for their kind permission to reproduce photographs and other copyright material: Alamy Stock Photo pp 69 (David Cole/fox) bee, George H.H. Dreyfus/fox), 80 (Keith Leighton/fox) and Katie; Bridgeman Images p 49 (Self Portrait, 1630) (oil on copper), Rembrandt Harmensz. van Rijn (1666) (oil on brass); Anamika Europe; Bridgeman Images; Getty Images pp 49 (Muir Images/Forech Levin/Skalski), 89 (Tim McPherson/fox) hat, cup and saucer, napkins); OUP pp 49 (Dragon Images/fox) chocolate, hand mirror), 67 (PhotoDisc) cream), 77 (Africa Studio/fox) Shutterstock pp 21 (Nik Merkulov/fox) 20, Sergey Sidorenko/fox) pencil), 29 (wood texture, hatching) fox) pens for light blue, dark blue, black, white, glisten/fox) paint, Richard Peterson/fox) paint brushes, photo/fox) paint splashes), 49 (Deepo Cervaristi, gill/fox) fox) frame, Vera Mylyan/Monastroy/fox) fox) paint texture background, Melyna Piskunova/fox) and pen), 67 (Chabunovskiy/fox) round/fox) baguette), 69 (Bildagentur Zoonar/fox) being, ant chair/insect, hands/fox) picture/fox) frame, PHOTOCREM/fox) chair/fox) lion, planguntire/fox) Victor Tyabko/fox) book), 89 (Eva Akerman/fox) white plate, Alexander/fox) plate, Beana Piskunova/fox) pencil), Putnam/fox) chair/wooden background, Doreysquare plate and cutlery, Gray wall studio/fox) green background, images/fox) pizza, Alina Osmayeva/fox) cream) DVD stills courtesy of Oxford University Press Video Department pp 28 (fox), 40 (fox), 48 (fox), 60 (fox), 80 (fox), 84 (fox).

All the written activities in this book should be completed using pencil, or in your own notebook.



HUÂN CHƯƠNG HỒ CHÍ MINH

Nurture a love for  
learning English

TIẾNG ANH  
**Family  
and  
Friends**

National Edition  
Student Book

Family and Friends National Edition	MOET English Competency Framework / CEFR	Cambridge English Qualifications	Pearson Test of English Young Learners	TOEFL® Primary™	
				Step 1	Step 2
1	A0	Pre A1 Starters			
2	A0	Pre A1 Starters			
3	A0	Pre A1 Starters	Pre A1 Movers	2 stars	
4	A0 – A1	A1 Movers		3 stars	
5	A1 – A2	A1 Movers	Young Movers	4 stars	2 badges

Family and Friends Printable Resources have been designed to supplement the course and prepare students to achieve these assessment benchmarks.



Student Book



Workbook



Teacher's Guide



Classroom Presentation  
Tool



Printable Resources



Online Play



Flashcards



Posters



Graded Readers



Picture Dictionary

<http://phuongnam.edu.vn>

Các đơn vị đầu tiên phát hành

- **Miền Bắc:** CTCP Đầu tư và Phát triển Giáo dục Hà Nội
  - **Miền Trung:** CTCP Đầu tư và Phát triển Giáo dục Đà Nẵng
  - **Miền Nam:** CTCP Đầu tư và Phát triển Giáo dục Phương Nam
- Sách điện tử: <http://hanhtrangsao.nxbgd.vn>

Kích hoạt để mở học liệu điện tử  
Cau lập nhỏ trên tam để nhận mã số.  
Tuy cập <http://phuongnam.edu.vn>  
và nhập mã số.

With content from  
**OXFORD**  
UNIVERSITY PRESS



Access  
Online Play

Toàn bộ Ebook có trên website Blogtailieu.com đều có bản quyền thuộc về tác giả, **Blog Tài Liệu** không thu hay yêu cầu khoản phí nào, khuyến khích các bạn nếu có khả năng hãy mua sách để ủng hộ tác giả. **Blog Tài Liệu** Trân trọng cảm ơn các bạn quan tâm trang [blogtailieu.com](https://blogtailieu.com)

[SHOPEE.VN](https://shopee.vn)

[TIKI.VN](https://tiki.vn)

[NEWSHOP.VN](https://newshop.vn)

[MUA TẠI SHOP](https://mua-tai-shop.com)