

TRẦN CAO BỘI NGỌC (Chủ biên) – TRƯƠNG VĂN ANH

TIẾNG ANH

Family and Friends

2

National Edition

Student Book



NHÀ XUẤT BẢN GIÁO DỤC VIỆT NAM

OXFORD

TRẦN CAO BỘI NGỌC (Chủ biên) – TRƯƠNG VĂN ÁNH

TIẾNG ANH

Family and Friends

2

National Edition

Student Book

(Bản in thử)



NHÀ XUẤT BẢN GIÁO DỤC VIỆT NAM

OXFORD
UNIVERSITY PRESS

Scope and sequence



Billy











Tim



Rosy


	Words	Grammar and song	Sounds and letters	Numbers	Values
Starter: Hello! p. 4	Character names <i>Billy, Tim, Rosy</i> Colors <i>orange, pink, brown, purple</i> Days of the week <i>Monday, Tuesday, Wednesday, Thursday, Friday, Saturday, Sunday</i>	<i>How old are you? I like (purple). It's a big ... It's a little ...</i>	Review: <i>Aa to Ff</i> Review: <i>Gg to Mm</i>	Review: 1–10	
1 Is this your mom? p. 10	My family <i>mom, dad, brother, sister, grandpa, grandma</i>	<i>Is this your mom? Yes, it is. No, it isn't.</i>	Nn <i>nose, neck</i> Oo <i>orange, octopus</i> Pp <i>panda, pen</i>	11, 12	Be polite at other people's homes
2 He's happy! p. 16	Feelings <i>happy, sad, hungry, thirsty, hot, cold</i>	<i>He's happy. She's cold.</i>	Qq <i>queen, quiet</i> Rr <i>river, rainbow</i> Ss <i>sofa, sock</i>	13, 14	Respect other people's feelings
3 Are these his pants? p. 22	Clothes <i>dress, socks, T-shirt, pants, shorts, shoes</i>	<i>Are these his / her socks? Yes, they are. No, they aren't.</i>	Tt <i>towel, turtle</i> Uu <i>umbrella, up</i> Vv <i>violin, vase</i>	15, 16	Be helpful to others
Fluency Time! 1 p. 28	Everyday English: <i>Share with me. Thank you. You're welcome.</i> CLIL: Maths: <i>plus, equals, addition problem</i>				
4 I go to school by bus p. 30	Means of transport <i>bus, bike, boat, car, truck, motorbike</i>	<i>I walk to ... I go to ... by ...</i>	Ww <i>woman, wall</i> Xx <i>box, fox</i> Yy <i>yogurt, yo-yo</i> Zz <i>zebra, zoo</i>	17, 18	Be careful on the road

	Words	Grammar and song	Sounds and letters	Numbers	Values
5 Where's the ball? p. 36	The park <i>seesaw, slide, goal, tree, pool, Frisbee</i>	<i>Where's the ball?</i> <i>It's in / on / under</i> ...	Initial sounds: <i>n o p q r s t u</i> End sounds: <i>n p r s t</i>	19, 20	Take care in the park
6 Where's Grandma? p. 42	My house <i>kitchen, living room, dining room, bedroom, bathroom</i>	<i>Where's Grandma?</i> <i>Is she in the kitchen?</i> <i>Yes, she is.</i> <i>No, she isn't.</i>	Initial sounds: <i>v w y z</i> End sounds: <i>x z</i> Review: <i>Nn to Zz</i>	Review 11–20	Spend time with your family
Fluency Time! 2 p. 48	Everyday English: <i>Be kind. Sorry.</i> CLIL: Science: <i>Technology at home: computer, TV, phone, camera</i>				
Culture p. 50	Countries and flags: <i>Viet Nam, Korea, the U.S.A., Thailand, Switzerland</i>				
Culture 1 p. 52	Pets in Thailand: <i>dog, cat, hamster, fish</i>				
Culture 2 p. 53	Tet holiday in Viet Nam: <i>card, banh chung, flowers, lucky money</i>				
Culture 3 p. 54	Sports in the U.S.A.: <i>baseball, basketball, hockey, badminton</i>				
Culture 4 p. 55	Toys in Viet Nam: <i>to he, kite, board game, doll</i>				
Culture 5 p. 56	Walking in Switzerland: <i>mountains, jacket, boots, backpack</i>				
Culture 6 p. 57	Breakfast in Korea: <i>egg, rice, soup, meat</i>				
Picture dictionary p.58			Word list p.62		
 Write in your notebook.	 Say.	 Stick a sticker.			
 Write with a pencil.	 Audio track available.	 Video available.			
Hello song  01		Goodbye song  02			

Starter

Hello!

Lesson One Words

1 Listen, point, and repeat.  03

2 Listen and point.  04



orange



pink




brown



purple

3 Listen and sing.  05

4 Point and say. Stick.   BlogTailieu.com



1 Listen and repeat.  06

Let's learn!



How old are you?

I'm six.



I like purple.



I like orange.

2 Listen and sing.  07


Let's sing! 



3 Ask and answer. 

How old are you?

I'm seven.



Let's talk! 

I like blue.



4 Look and say. 



I like brown.



Lesson Three Sounds and letters

1 Listen, point, and repeat. Write.  08 


Aa
apple




Bb
bat tub



Cc
cat


Dd
dog bird



Ee
egg


Ff
fig leaf



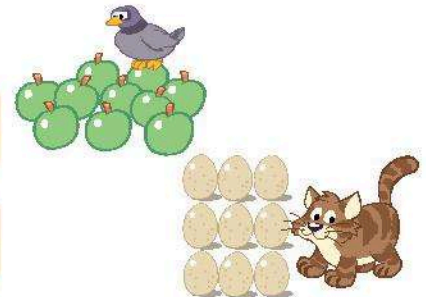
2 Listen and chant.  09

3 Listen to the sounds. Connect the letters.  10

What's in the tub?



b e c f d c a
d c d a b f e



4 Look and point to the sounds *b*, *d*, and *f*.

The bird is in the tub.
The bird is on the leaf.






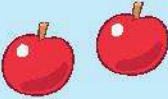

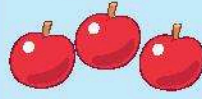














Let's talk!

Doll.



1 Listen, point, and repeat. Write.  11 


2 Point and sing.  12

  one	  two	  three	  four	  five
  six	  seven	  eight	  nine	  ten

3 Count and say. 

- orange
- purple
- pink
- blue
- green

Four.



Let's talk! 



Lesson Five Sounds and letters


1 Listen, point, and repeat. Write.  13 





<p>Gg</p> <p>goat dog</p> 	<p>Hh</p> <p>hat</p> 	<p>Ii</p> <p>ink</p> 	<p>Jj</p> <p>jelly</p> 
<p>Kk</p> <p>kite yak</p> 	<p>Ll</p> <p>lion ill</p> 	<p>Mm</p> <p>mom</p> 	

2 Listen and chant.  14

3 Listen to the sounds. Connect the letters.  15

What does the goat have?



i	k	h	m	h	l	j		
g	j	g	l	k	m	i		



4 Look and point to the sounds *k* and *m*.

Mom says, "Look!
The yak has a hat!"



Let's talk! 



- 1 Listen, point, and repeat.  16
- 2 Listen and chant.  17



- 3 Listen and repeat.  18

Let's learn!





It's a **little** teddy bear.



It's a **big** teddy bear.

- 4 Point and say. 

It's a little chair.



1

Is this your mom?

Lesson One Words

1 Listen, point, and repeat.  19

2 Listen and chant.  20



mom



dad



brother



sister



grandpa



grandma

3 Point and say. Stick.  



1 Listen and repeat.  21

Let's learn!



Is this your mom?
Yes, it is.



Is this your dad?
No, it isn't. This is my brother.

2 Listen and sing.  22

Let's sing! 



3 Match the pictures to the words and say. 

1



sister

2



dad

3



grandpa

4



grandma

Let's talk! 

Is this your mom?




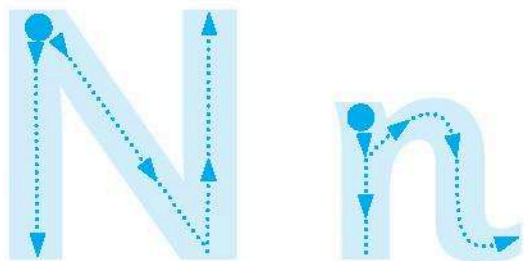
Is this your mom? Yes, it is. / No, it isn't.

Unit 1

11

Lesson Three Sounds and letters

1 Listen, point, and repeat. Write.  23 



2 Listen and chant.  24

3 Stick and say.  

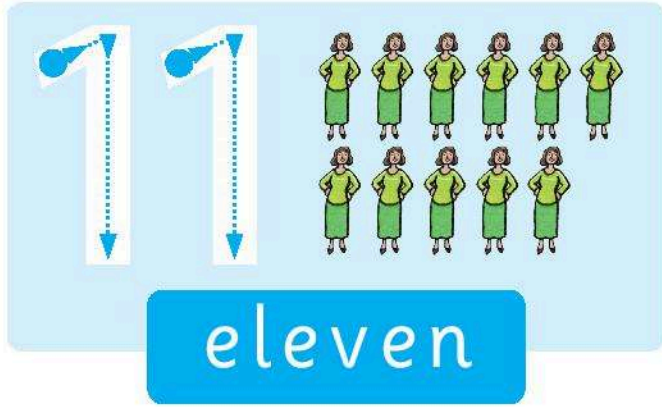


4 Point to the letters *Nn* and *Oo*.

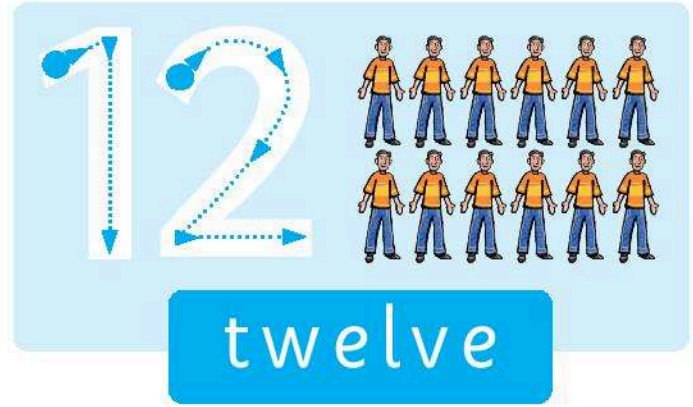
I'm Nellie. This is my nose and my neck.
I'm Ollie. This is my orange and my octopus.

1 Listen, point, and repeat. Write.  25 

2 Point and sing.  26



eleven



twelve

3 Count and say. 




Let's talk! 

Eleven.

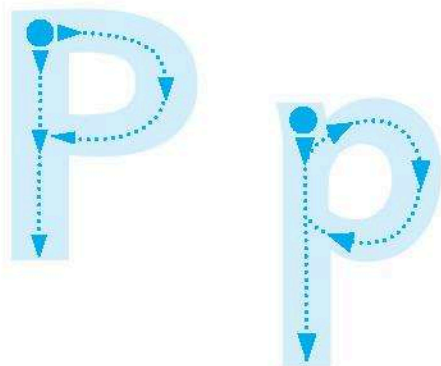
moms dads boys girls

Twelve moms!



Lesson Five Sounds and letters

1 Listen, point, and repeat. Write.  27 



2 Listen and chant.  28


3 Stick and say.  






Polly is a panda.
She has a pen.

4 Point to the letter Pp.



- 1 Listen to the story.  29 
- 2 Read and say. 
- 3 Listen again and repeat.
Act.  29

My brother!




This is my grandpa.



This is my mom.



Is this your grandma?
No, it isn't.



This is my brother.

2

He's happy!

Lesson One Words

1 Listen, point, and repeat. 30

2 Listen and chant. 31



happy



sad



hungry



thirsty




hot



cold

3 Point and say. Stick.



1 Listen and repeat.  32

Let's learn!



He's happy.



She's hungry.

2 Listen and sing.  33

Let's sing! 



Let's talk! 





He's happy.


3 Point and say. 

She's sad.

He's hungry.

Lesson Three Sounds and letters


1 Listen, point, and repeat. Write.  34 



queen



quiet




river



rainbow



2 Listen and chant.  35

3 Stick and say.  




4 Point to the letters *Qq* and *Rr*.

The queen is quiet.

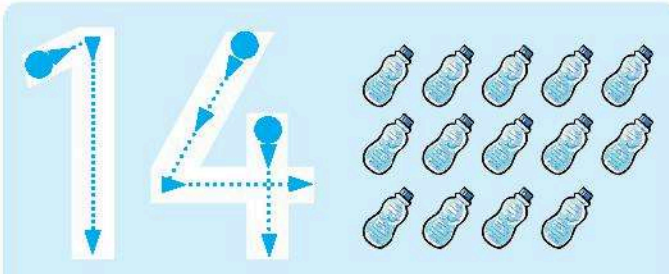
Look at the rainbow. Look at the river.

1 Listen, point, and repeat. Write.  36 

2 Point and sing.  37




thirteen



fourteen

3 Count and say. 




Let's talk! 



Lesson Five Sounds and letters

1 Listen, point, and repeat. Write.  38 



2 Listen and chant.  39

3 Stick and say.  

Blog Tailia.com



There's a **s**ock
on the **s**ofa.

4 Point to the words that begin with s.

pen

sofa

river

sock

sister

lion

sad

mango

nose

hat

snake

- 1 Listen to the story. 40
- 2 Read and say.
- 3 Listen again and repeat.
Act. 40


She's hungry!



She's happy.



He's sad.



She's hungry.




I'm hungry!

3

Are these his pants?

Lesson One Words

1 Listen, point, and repeat.  41

2 Listen and chant.  42



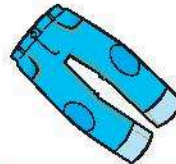
dress



socks



T-shirt



pants



shorts



shoes

3 Point and say. Stick.  



1 Listen and repeat.  43

Let's learn!



Are these her socks?
Yes, they are.



Are these his pants?
No, they aren't.

aren't = are not

2 Listen and sing.  44

Let's sing! 



Let's talk! 

Are these her shoes?



3 Ask and answer. 

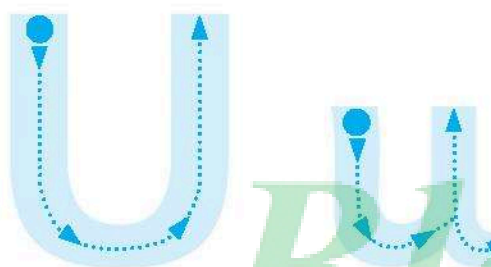
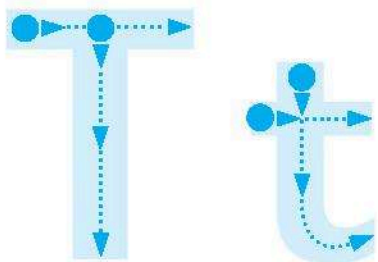
Are these his pants?

No, they aren't.

Are these his / her socks? Yes, they are. / No, they aren't.

Lesson Three Sounds and letters

1 Listen, point, and repeat. Write.  45 



2 Listen and chant.  46

3 Stick and say.  




4 Point to the letters *Tt* and *Uu*.

Look at the turtle. It has a towel.
Look at the umbrella. It goes up.

1 Listen, point, and repeat. Write.  47 

2 Point and sing.  48



fifteen



sixteen

3 Count and say. 




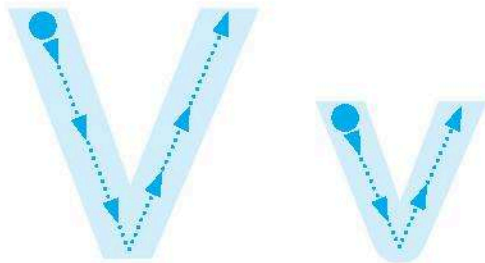
Let's talk! 


Fifteen.



Lesson Five Sounds and letters

1 Listen, point, and repeat. Write.  49 



2 Listen and chant.  50

3 Stick and say.  



I'm **V**ictor.
I have a **v**iolin.



I'm **V**icky.
I have a **v**ase.




4 Connect the letter Vv. Help Victor find the violin.



- 1 Listen and read. 51
- 2 Read and say.
- 3 Listen again and repeat.
Act. 51

Are these her socks?



Fluency Time! 1

Lesson One Everyday English

1 Listen, read, and say.  52 



Here, share my crayons.



Thank you.



You're welcome.

2 Listen and point.  53



3 Point and say. 



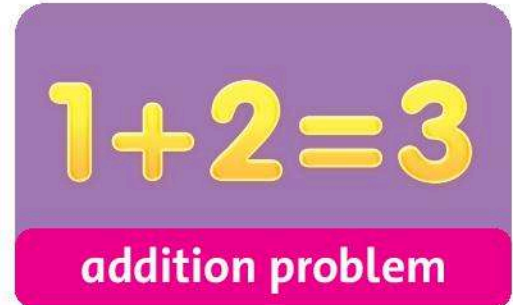
Share my desk.


You're welcome.



Thank you.

1 Listen, point, and repeat.  54



2 Listen, point, and repeat.  55

Addition problems

5 + 3 = 8

Five plus three equals eight.

3 **Think!** Make some addition problems for your friend.

4 Look and color.

My work in Starter Unit, Units 1–3 & Fluency Time! 1 is



OK



Good




Excellent

4

I go to school by bus

Lesson One Words

1 Listen, point, and repeat.  56

2 Listen and chant.  57



bus



bike



boat



car




truck



motorbike

3 Point and say. Stick.  




1 Listen and repeat.  58

Let's learn!



I go to school by motorbike.



I walk to school.

2 Listen and sing.  59

Let's sing! 



Let's talk! 



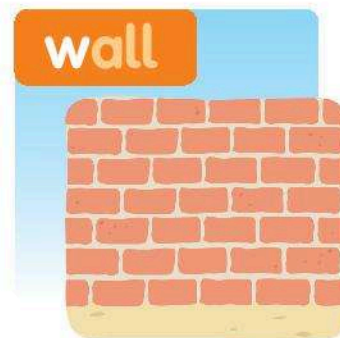

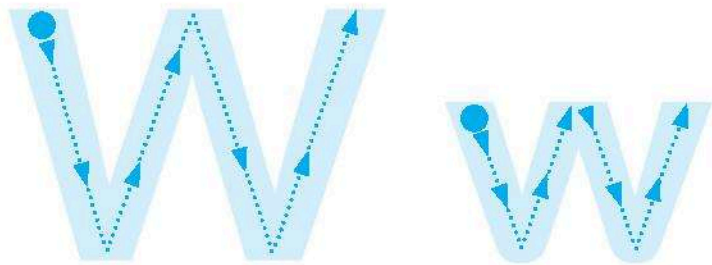
I go by motorbike.


3 Write.  Point and say. 

I go by _____.

Lesson Three Sounds and letters

1 Listen, point, and repeat. Write.  60 



2 Listen and chant.  61

3 Stick and say.  



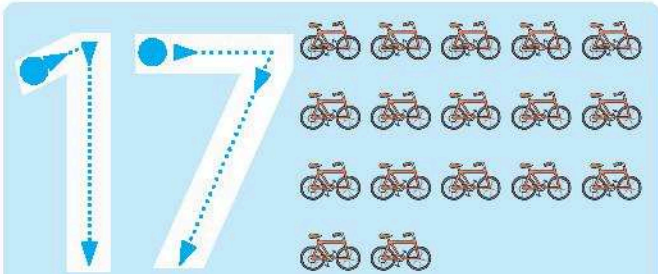
4 Point to the letters Ww and Xx.

She's a woman. It's a wall.

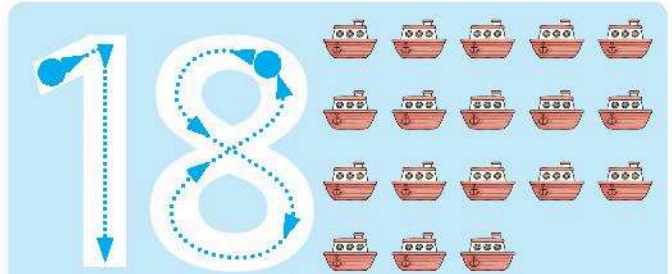
What's this? It's a box. It's a fox.

1 Listen, point, and repeat. Write.  62 

2 Point and sing.  63

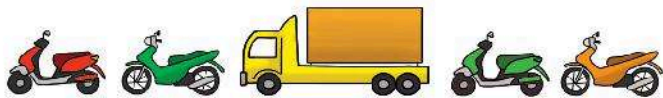


seventeen




eighteen

3 Count and say. 


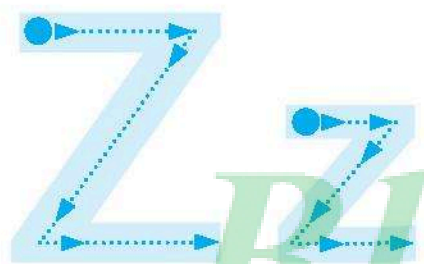

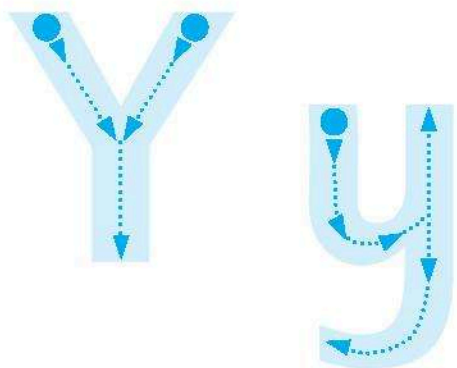


Let's talk! 





Lesson Five Sounds and letters

1 Listen, point, and repeat. Write.  64 




2 Listen and chant.  65

3 Stick and say.  



- 1 Listen and read. 66
- 2 Read and say.
- 3 Listen again and repeat.
Act. 66

I go by bus!



5

Where's the ball?


Lesson One Words

1 Listen, point, and repeat.  67

2 Listen and chant.  68



3 Point and say. Stick.  



1 Listen and repeat. 69

Let's learn!



Where's the ball?
It's **in** the goal.



Where's the ball?
It's **on** the slide.



Where's the ball?
It's **under** the seesaw.

Where's = Where is

2 Listen and sing. 70

Let's sing!



Let's talk!



3 Look and write. Ask and answer.

- Where's the Frisbee? It's _____ the tree.
- Where's the ball? It's _____ the goal.

Lesson Three Sounds and letters

1 Listen, point, and repeat. Write.  71 

Nn
nurse



Oo
orange



Pp
pen



Qq
queen



2 Listen and chant.  72

3 Listen, point, and repeat.  73



4 Look and point to the sounds *n* and *p*.

The lion has a lollipop.




Let's talk! 

This is my pen.




1 Listen, point, and repeat. Write.  74 

2 Point and sing.  75




nineteen

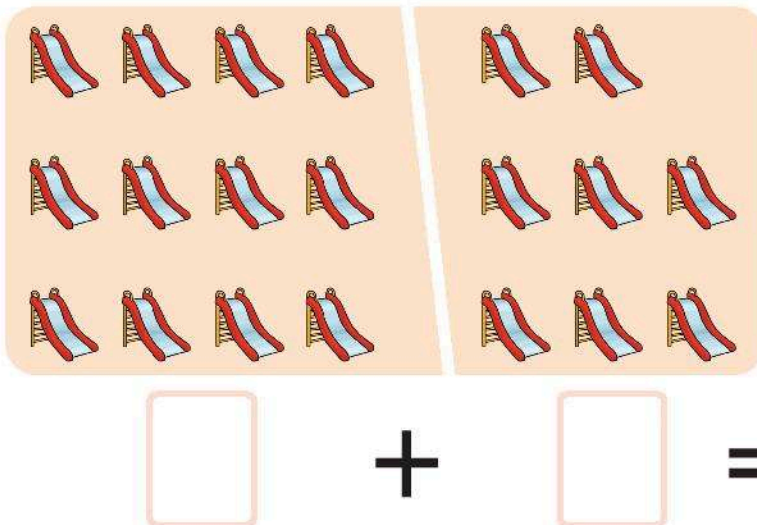


twenty

3 Count and add. Write. 



[] + [] = []





[] + [] = []

Let's talk! 




Lesson Five Sounds and letters

1 Listen, point, and repeat. Write.  76 



2 Listen and chant.  77

3 Listen, point, and repeat.  78




4 Look and point to the sounds *r*, *s*, and *t*.

The octopus is in the car.
The octopus has a hat.

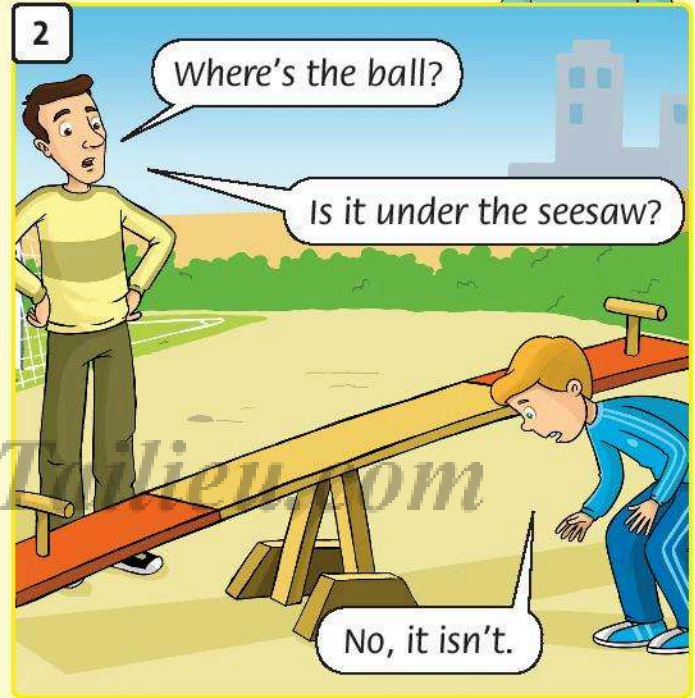



Let's talk! 



- 1 Listen and read. 79
- 2 Read and say.
- 3 Listen again and repeat.
Act. 79

Is it under the seesaw?



6

Where's Grandma?

Lesson One Words

1 Listen, point, and repeat.  80

2 Listen and chant.  81



kitchen



living room



dining room



bedroom



bathroom

3 Point and say. Stick.  

Blog Tailieu.com

bedroom

1 Listen and repeat.  82

Let's learn!



Where's Grandma?
She's in the dining room.

Is she in the kitchen?
No, she isn't.

Is she in the dining room?
Yes, she is.



2 Listen and sing.  83

Let's sing! 



Let's talk! 

Is she in the kitchen?




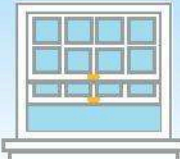




3 Look and write.  Ask and answer. 

- _____ Grandpa? He's _____ the living room.
- Is Mom in the kitchen? _____, she _____.

Is she in the kitchen? Yes, she is. / No, she isn't.

Lesson Three Sounds and letters

1 Listen, point, and repeat. Write.  84 

Vv van 	Ww window 	Xx box 	Yy yo-yo 	Zz zebra 	zz buzz 
---	--	---	--	---	--

2 Listen and chant.  85

3 Point and say. 



4 Look and point to the sounds x and z.



I can hear a buzz.
Is it a fox?

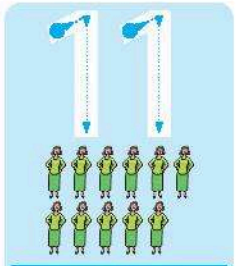


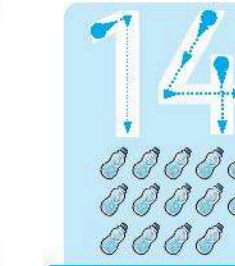
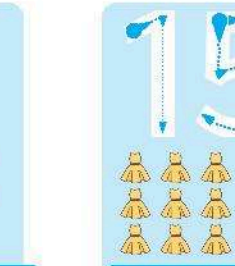

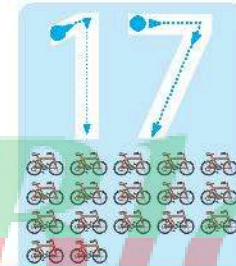


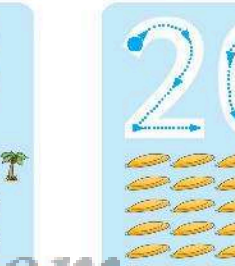
Let's talk! 

Here is
a yo-yo.








1 Listen, point, and repeat. Write.  86 






2 Point and sing.  87

 <p>eleven</p>	 <p>twelve</p>	 <p>thirteen</p>	 <p>fourteen</p>	 <p>fifteen</p>
 <p>sixteen</p>	 <p>seventeen</p>	 <p>eighteen</p>	 <p>nineteen</p>	 <p>twenty</p>

3 Count. Listen, find, and point.  88

				
---	---	---	--	---

4 Count and say. 

				
banana	pear	apple	fig	mango



Let's talk! 




Fourteen.


Lesson Five Sounds and letters

1 Listen, point, and repeat. Write.  89 

Nn
nurse lion



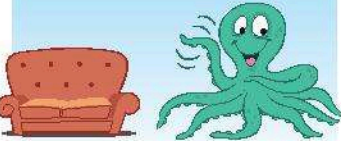
Pp
pen lollipop



Rr
rabbit car



Ss
sofa octopus



Tt
tiger hat




Vv
van




Xx
box



Zz
zebra buzz



2 Listen and chant.  90

3 Listen to the sounds. Connect the letters.  91

What does the queen see?



o p t y z q s
r v w u n v x







4 Look and point to the sounds *n* and *p*.

The queen has a window. She sees a lion.
The lion has an umbrella and a lollipop.


Let's talk! 

Yogurt.



- 1 Listen and read.  92 
- 2 Read and say. 
- 3 Listen again and repeat.
Act.  92

Is Grandma in the kitchen?



Fluency Time! 2

Lesson One Everyday English

1 Listen, read, and say. 93



James, be kind to the cat.



Yes, OK. Sorry, Kate.

2 Listen and point. 94



3 Point and say.



Be kind to the ducks.



Yes, OK.


1 Listen, point, and repeat. 95



computer



TV




phone



camera

2 Look, point, and say.

It's a phone.



3 Think! What do you have in your home? Say.

I have a TV.

4 Look and color.

My work in Units 4–6 & Fluency Time! 2 is



OK




Good



Excellent

Culture

Countries and flags


1 Listen, point, and repeat.  96



Viet Nam



Korea




the U.S.A.



Thailand



Switzerland

2 Listen and point.  97



I'm from Viet Nam.



3 Point and say. 

I'm from Hue.



4 Read and look. Say. 



1. This flag is red, white, and blue. It has many stars. The stars are white.
2. This flag is red, white, and blue.
3. This flag is red. It has a big, yellow star.
4. This flag is red and white.
5. This flag has a blue and red circle.

1. The U.S.A. 

5 Say. 

Viet Nam! 

It's red. It has a big, yellow star. 

Culture 1


Pets in Thailand

1 Listen, point, and repeat.  98




2 Read, look, and say. 




1. My pet is brown and has two black eyes. What a good  hamster !
2. My pet is blue. What a good ... !
3. My pet has a black nose and brown ears. What a good ... !
4. My pet is orange, and has green eyes. What a good ... !

3 Point and say.  It's a cat.



Culture 2

Tet holiday in Viet Nam

1 Listen, point, and repeat.  99



card




banh chung



lucky money



flowers

2 Listen and read.  100



Tet Party!

When: Saturday, six in the evening

Where: Hoa's house

From: Hoa

Come to our party! It's *Tet*, the New Year in Viet Nam. We eat *banh chung* and fruit.

We get cards, flowers, and lucky money!

Be there!

3 Point and say. 

It's lucky money.



Culture 3

Sports in the U.S.A.

1 Listen, point, and repeat.  101



baseball



basketball



hockey



badminton

2 Listen, read, and point.  102



3 Point and say. 

I like hockey.

My favorite sport is baseball.

1 Listen, point, and repeat. 103



to he



kite



board game



doll


2 Listen, read, and point. 104



3 Draw your favorite toy. Ask and answer.

What is it?

It's a doll. I like dolls. I have two dolls.



Culture 5

Walking in Switzerland


1 Listen, point, and repeat.  105



mountains



jacket



boots



backpack

2 Listen and read.  106 Then point and say. 

Hi Grandma,
I'm in Switzerland.

I wear a  and .

I have a . The 
are beautiful!

See you soon.



Ed




Greetings from Switzerland



3 Make a list. Say.  

 jacket


I wear a jacket.

1 Listen, point, and repeat.  107



egg



rice



soup



meat

2 Listen, read, and point.  108



For breakfast, I eat eggs, rice, and meat. I love soup, too!

3 Draw your favorite breakfast and say.  

I eat rice and eggs. I like rice.

Picture dictionary

Starter



Rosy



Tim



Billy



Miss Jones



orange



pink



brown



purple

Unit 1



mom



dad



brother



sister



grandpa



grandma


Unit 2



happy



sad



hungry



thirsty



hot



cold

Unit 3



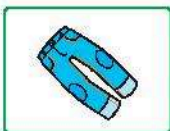
dress



socks



T-shirt



pants



shorts



shoes

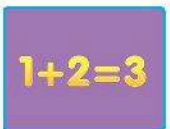
Fluency Time! 1 CLIL



plus

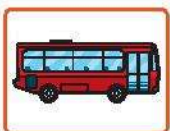


equals



addition problem

Unit 4



bus



bike



boat



car



truck



motorbike

Unit 5



seesaw



slide



goal



tree



pool



Frisbee

Picture dictionary

Unit 6



kitchen



living room



dining room



bedroom



bathroom

Fluency Time! 2 CLIL



computer



TV



phone



camera

Culture



Viet Nam



Korea



the U.S.A.



Thailand



Switzerland

Culture 1



dog



cat




hamster



fish

Culture 2



card



banh chung



lucky money



flowers

Culture 3



baseball



basketball



hockey



badminton

Culture 4



to he



kite



board game



doll

Culture 5



mountains



jacket



boots



backpack

Culture 6



egg



rice



soup



meat

Word list

A			
addition problem	/ə'dɪʃn prə:bləm/	phép cộng	29
B			
badminton	/'bædmɪntən/	cầu lông	54
backpack	/'bæk,pæk/	ba lô	56
baseball	/'beɪsbɔ:l/	bóng chày	54
basketball	/'bæskɪtbɔ:l/	bóng rổ	54
bathroom	/'bæθru:m/	buồng tắm	42
bedroom	/'bedru:m/	phòng ngủ	42
big	/bɪg/	to, lớn	9
bike	/'baɪk/	xe đạp	30
board game	/'bɔ:rd geɪm/	trò chơi cờ bàn	55
boat	/bəʊt/	thuyền	30
boots	/'bu:t/	giày ống	56
box	/'bɔ:ks/	cái / chiếc hộp	32
brother	/'brʌðə/	anh / em trai	10
brown	/'braʊn/	màu nâu	4
bus	/'bʌs/	xe buýt	30
C			
camera	/'kæmərə/	máy chụp ảnh	49
card	/'kɑ:rd/	tấm thiệp	53
cold	/'kəʊld/	lạnh	16
computer	/'kəm'pjju:tər/	máy vi tính	49
D			
dad	/'dæd/	ba, cha, bố	10
dining room	/'daɪnɪŋ ru:m/	phòng ăn	42
doll	/'dɔ:l/	búp bê	55
dress	/'dres/	áo đầm, áo váy	22
E			
eighteen	/'eɪ'ti:n/	số 18	33
eleven	/'ɪlevn/	số 11	13
equals	/'i:kwəlz/	bằng	29
F			
fifteen	/'fɪf'ti:n/	số 15	25
flower	/'flaʊər/	hoa	53
fourteen	/'fɔ:ɪr'ti:n/	số 14	19
fox	/'fɔ:ks/	con cáo	32
Friday	/'fraɪdeɪ/	thứ Sáu	9
Frisbee	/'frɪzbi/	đĩa nhựa nhẹ (dùng trong trò chơi)	36
G			
goal	/'gəʊl/	khung thành	36
grandma	/'grænmə:/	bà ngoại, bà nội	10
grandpa	/'grænpe:pə:/	ông ngoại, ông nội	10
H			
hamster	/'hæmstər/	chuột hamster	52
happy	/'hæpi/	vui vẻ	16
hockey	/'hɔ:ki/	khúc côn cầu	54
hot	/'hɔ:t/	nóng	16
hungry	/'hʌŋgri/	đói	16
I			
in	/'ɪn/	trong	37
J			
jacket	/'dʒækɪt/	áo khoác	56
K			
kitchen	/'kɪtʃɪn/	bếp	42
Korea	/'kɔ:riə/	nước Hàn Quốc	50
L			
living room	/'lɪvɪŋ ru:m/	phòng khách	42
little	/'lɪtl/	bé, nhỏ	9
lucky money	/'lʌki 'mʌni/	tiền lì xì, tiền mừng tuổi	53
M			
meat	/'mi:t/	thịt	57
mom	/'mɑ:m/	me, má	10
Monday	/'mʌndeɪ/	thứ Hai	9
motorbike	/'məʊtəbaɪk/	xe máy	30
mountain	/'maʊntn/	núi	56
N			
neck	/'nek/	cổ	12
nineteen	/'naɪn'ti:n/	số 19	39
O			
octopus	/'ɔ:ktəpʊs/	con bạch tuộc	12
on	/'ɒn/	trên	37
orange	/'ɔ:rændʒ/	màu cam, quả / trái cam	4

P			T				
panda	/ˈpændə/	con gấu trúc	14	Thailand	/ˈtaɪlənd/	nước Thái Lan	50
pants	/ˈpænts/	quần dài	22	the U.S.A.	/ðə ˌjuː es ˈeɪ/	nước Mỹ	50
pen	/pen/	bút bi	14	thirsty	/ˈθɜːrsti/	khát	16
phone	/foʊn/	điện thoại	49	thirteen	/ˌθɜːrˈtiːn/	số 13	19
pink	/pɪŋk/	màu hồng	4	Thursday	/ˈθɜːrzdɛɪ/	thứ Năm	9
plus	/plʌs/	cộng	29	towel	/ˈtaʊəl/	khăn tắm	24
pool	/puːl/	hồ nước	36	tree	/triː/	cây	36
purple	/ˈpɜːrpl/	màu tím	4	truck	/trʌk/	xe tải	30
Q			U				
queen	/kwiːn/	hoàng hậu	18	Tuesday	/ˈtuːzdeɪ/	thứ Ba	9
quiet	/ˈkwaɪət/	yên lặng	18	turtle	/ˈtɜːrtl/	con rùa	24
R			V				
rainbow	/ˈreɪnbəʊ/	cầu vồng	18	umbrella	/ʌmˈbrelə/	cây dù, cái ô	24
rice	/raɪs/	cơm	57	under	/ˈʌndər/	bên dưới, phía dưới	37
river	/ˈrɪvər/	đòng sông	18	up	/ʌp/	lên	24
S			W				
sad	/sæd/	buồn	16	vase	/veɪs/	bình / lọ hoa	26
Saturday	/ˈsætərdɛɪ/	thứ Bảy	9	violin	/ˌvaɪəˈlɪn/	đàn vi-ô-lông	26
seesaw	/ˈsiːsɔː/	ván bập bênh	36	Y			
seventeen	/ˌsevnˈtiːn/	số 17	33	yogurt	/ˈjəʊgɜːt/	sữa chua	34
shoes	/ʃuːz/	giày	22	yo-yo	/ˈjəʊ jəʊ/	đồ chơi yo-yo	34
shorts	/ʃɔːrts/	quần soóc	22	Z			
sister	/ˈsɪstər/	chị / em gái	10	zebra	/ˈziːbrə/	con ngựa vằn	34
sixteen	/ˌsɪksˈtiːn/	số 16	25	zoo	/zuː/	thảo cầm viên, vườn thú	34
slide	/slɑɪd/	ván trượt, cầu trượt	36				
socks	/sɔːks/	vớ, tất	22				
sofa	/ˈsoʊfə/	ghế xô-pha	20				
soup	/suːp/	xúp	57				
Sunday	/ˈsʌndeɪ/	Chủ nhật	9				
Switzerland	/ˈswɪtsərˌlænd/	nước Thụy Sĩ	50				



HUÂN CHƯƠNG HỒ CHÍ MINH


Nurture a love for learning English

TIẾNG ANH
Family and Friends


National Edition
Student Book

Family and Friends National Edition	MOET English Competency Framework / CEFR	Cambridge English Qualifications	Pearson Test of English Young Learners	TOEFL® Primary™	
				Step 1	Step 2
1	A0	Pre A1 Starters			
2	A0	Pre A1 Starters			
3	A0	Pre A1 Starters	Firstwords	2 stars	
4	A0 – A1	A1 Movers		3 stars	
5	A1 – A2	A1 Movers	Springboard	4 stars	2 badges

Family and Friends Printable Resources have been designed to supplement the course and prepare students to achieve these assessment benchmarks.



Student Book



Workbook



Teacher's Guide




Classroom Presentation Tool



Printable Resources




Online Play




Flashcards



Posters



Graded Readers



Picture Dictionary

www.oup.com/elt/friendsvietnam

Các đơn vị đầu mối phát hành

- Miền Bắc: CTCP Đầu tư và Phát triển Giáo dục Hà Nội
 - Miền Trung: CTCP Đầu tư và Phát triển Giáo dục Đà Nẵng
 - Miền Nam: CTCP Đầu tư và Phát triển Giáo dục Phương Nam
- Sách điện tử: <http://hanhtrangso.nxbgd.vn>

Kích hoạt tem để mở học liệu điện tử:
Cào lớp nhũ trên tem để nhận mã số.
Truy cập <http://hanhtrangso.nxbgd.vn>
và nhập mã số tại biểu tượng chia khoá.



With content from
OXFORD
UNIVERSITY PRESS



Access
Online Play